



Missouri Scout

Powered By:



REMINGTON RESEARCH GROUP

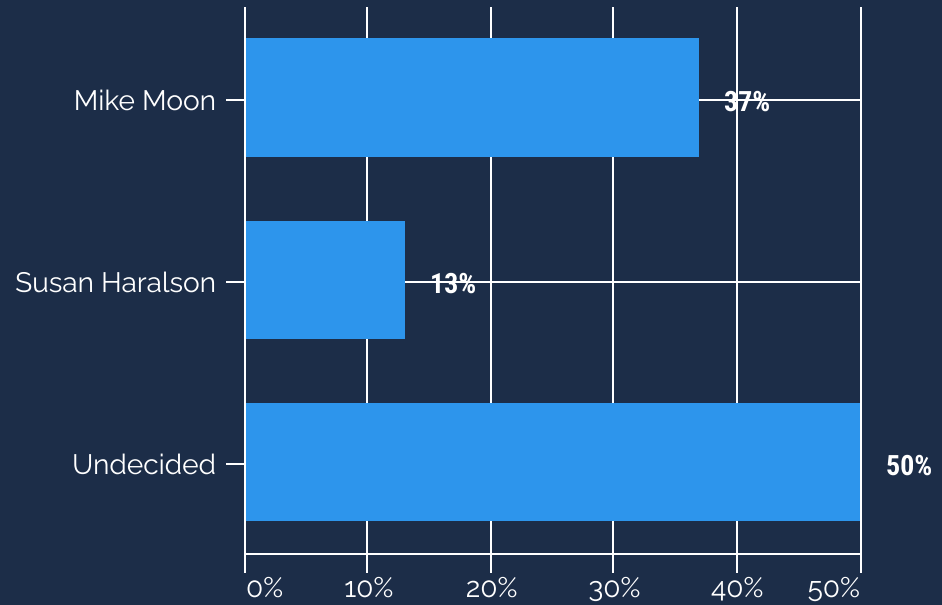
April 2024

Missouri Statewide

Survey conducted April 22 through April 25, 2024. 300 likely 2024 Republican Primary voters participated in the survey. Survey weighted to match expected turnout demographics for the 2024 Republican Primary Election. Margin of Error is +/-5.6% with a 95% level of confidence. Totals do not always equal 100% due to rounding. Survey conducted by Remington Research Group on behalf of The Missouri Scout.

Q1: The candidates in the Republican Primary Election for Missouri State Senate District 29 are Mike Moon and Susan Haralson. If the election were held today, for whom would you vote?

Mike Moon: 37%
 Susan Haralson: 13%
 Undecided: 50%



By TYPE OF GOP:

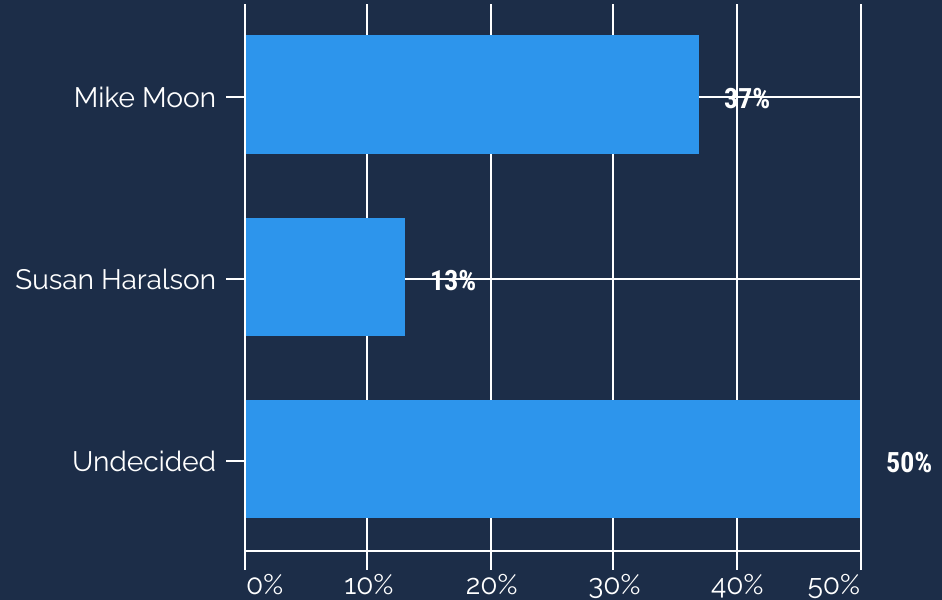
Column %	Traditional	Evangelical+Trump	Other
Mike Moon	49%	42%	13%
Susan Haralson	23%	8%	22%
Undecided	28%	50%	66%

By GENDER:

Column %	Female	Male
Mike Moon	33%	42%
Susan Haralson	14%	12%
Undecided	53%	46%

Q1: The candidates in the Republican Primary Election for Missouri State Senate District 29 are Mike Moon and Susan Haralson. If the election were held today, for whom would you vote? (continued)

Mike Moon: 37%
 Susan Haralson: 13%
 Undecided: 50%



By IDEOLOGY:

Column %	Very Conservative	Somewhat Conservative	Moderate+Liberal
Mike Moon	48%	34%	14%
Susan Haralson	8%	15%	25%
Undecided	44%	51%	61%

By COUNTY:

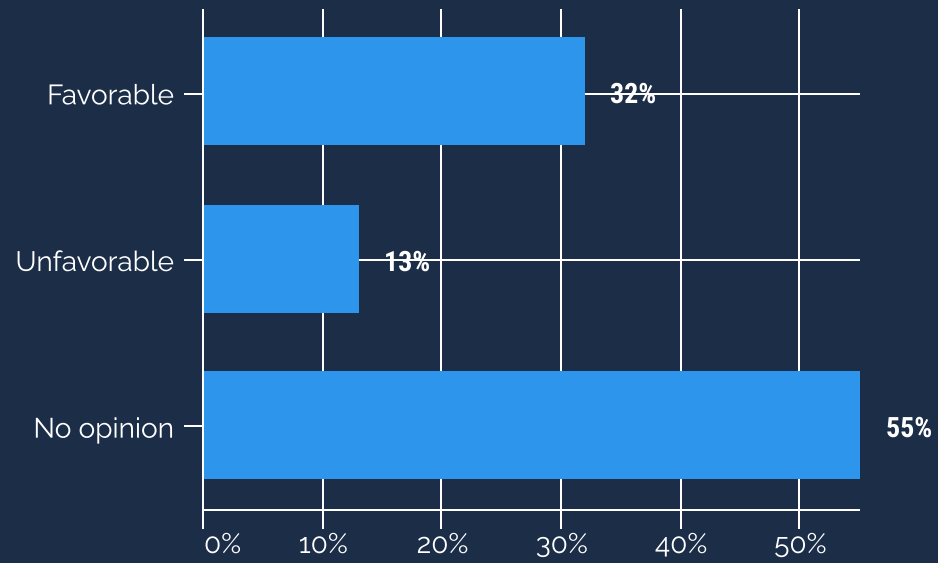
Column %	Christian	Barry+McDonald	Lawrence
Mike Moon	26%	38%	65%
Susan Haralson	15%	10%	12%
Undecided	58%	52%	23%

Q2: What is your opinion of Mike Moon?

Favorable: 32%

Unfavorable: 13%

No opinion: 55%



By TYPE OF GOP:

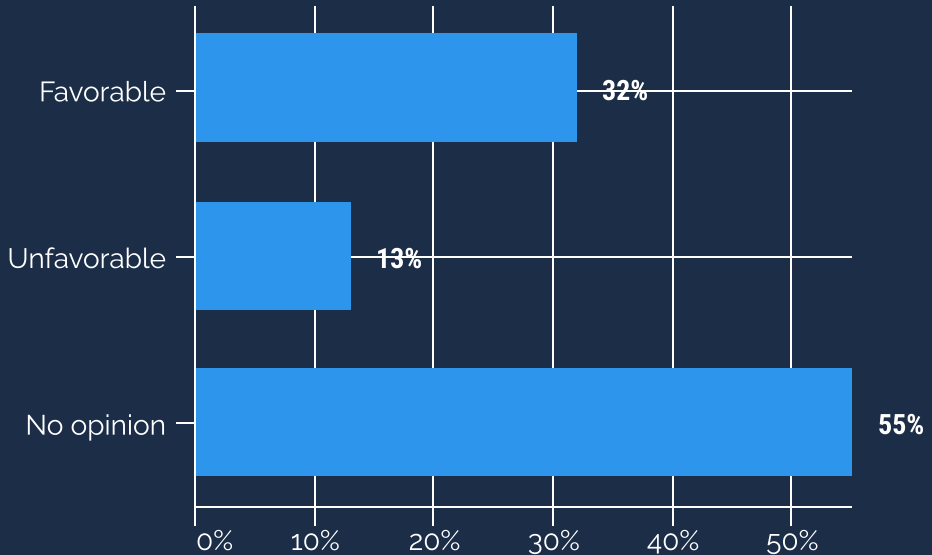
Column %	Traditional	Evangelical+Trump	Other
Favorable	45%	33%	17%
Unfavorable	24%	8%	22%
No opinion	31%	60%	61%

By GENDER:

Column %	Female	Male
Favorable	28%	35%
Unfavorable	11%	16%
No opinion	61%	49%

Q2: What is your opinion of Mike Moon? (continued)

Favorable: 32%
 Unfavorable: 13%
 No opinion: 55%



By IDEOLOGY:

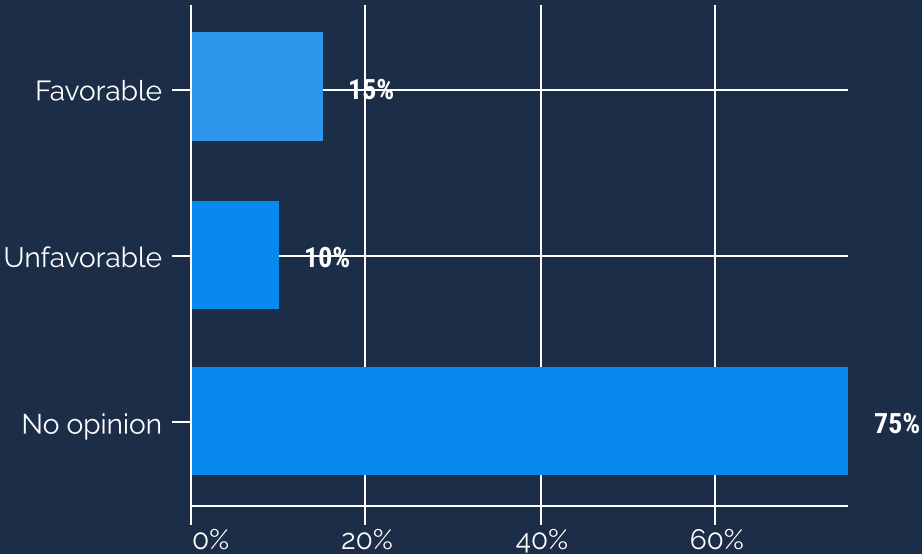
Column %	Very Conservative	Somewhat Conservative	Moderate+Liberal
Favorable	43%	28%	8%
Unfavorable	9%	11%	29%
No opinion	48%	61%	62%

By COUNTY:

Column %	Christian	Barry+McDonald	Lawrence
Favorable	25%	25%	58%
Unfavorable	14%	8%	18%
No opinion	61%	68%	23%

Q3: What is your opinion of Susan Haralson?

Favorable: 15%
Unfavorable: 10%
No opinion: 75%



By TYPE OF GOP:

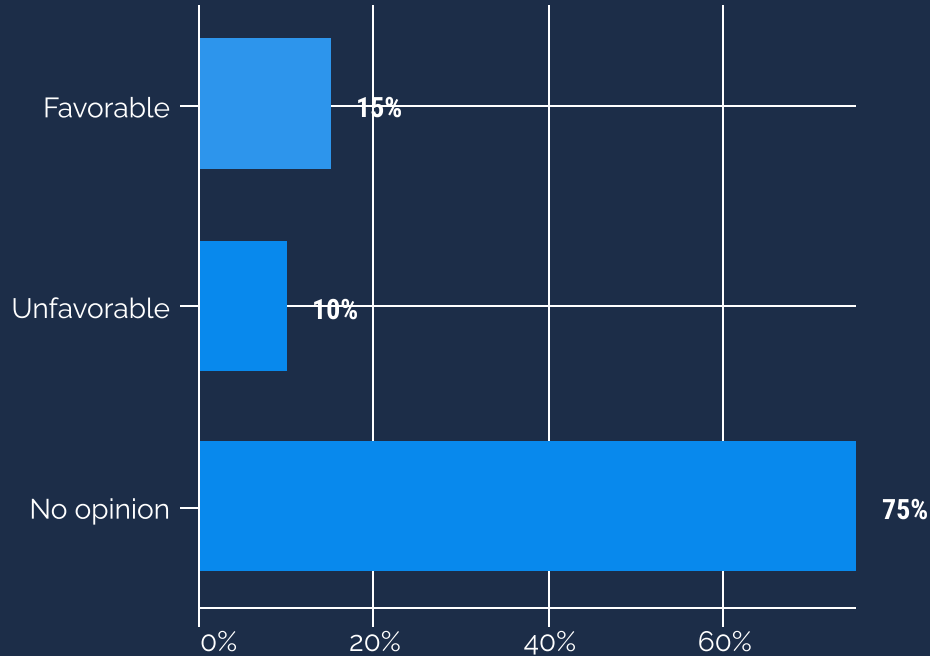
Column %	Traditional	Evangelical+Trump	Other
Favorable	26%	11%	17%
Unfavorable	10%	9%	13%
No opinion	64%	80%	70%

By GENDER:

Column %	Female	Male
Favorable	17%	12%
Unfavorable	8%	12%
No opinion	75%	76%

Q3: What is your opinion of Susan Haralson? (continued)

Favorable: 15%
Unfavorable: 10%
No opinion: 75%



By IDEOLOGY:

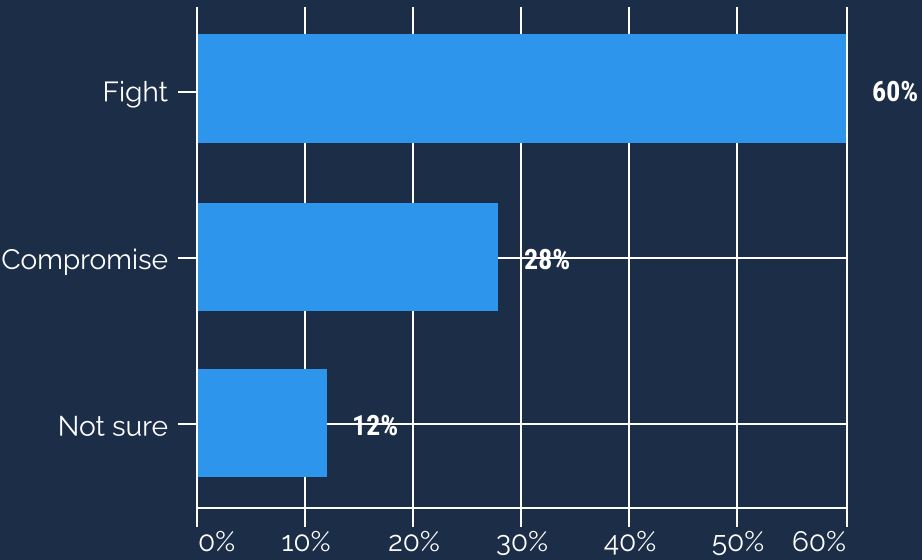
Column %	Very Conservative	Somewhat Conservative	Moderate+Liberal
Favorable	14%	15%	17%
Unfavorable	10%	5%	19%
No opinion	76%	79%	65%

By COUNTY:

Column %	Christian	Barry+McDonald	Lawrence
Favorable	17%	12%	13%
Unfavorable	10%	8%	13%
No opinion	73%	81%	73%

Q4: Generally speaking, should your representatives fight for Republican values even if it means gridlock or should they be willing to compromise with Democrats in order to get something done?

Fight: 60%
 Compromise: 28%
 Not sure: 12%



By TYPE OF GOP:

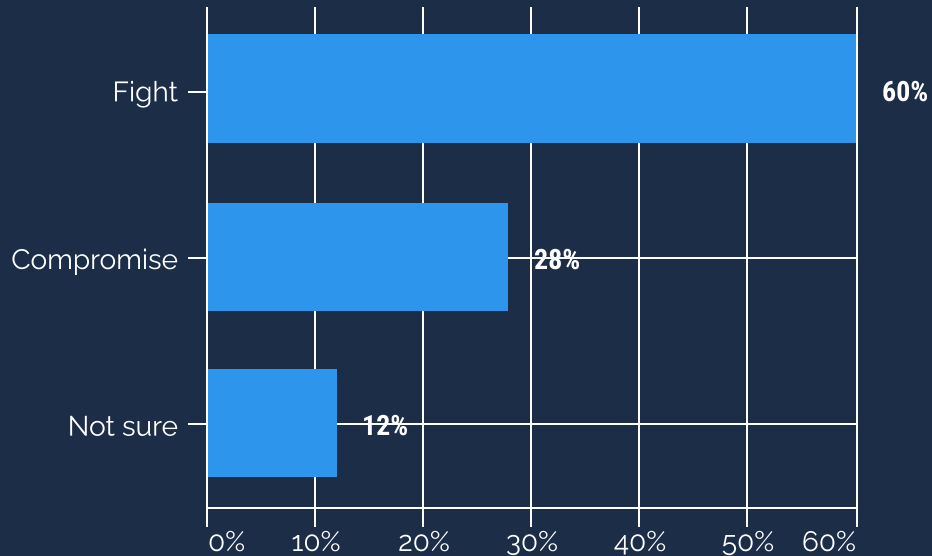
Column %	Traditional	Evangelical+Trump	Other
Fight	40%	78%	23%
Compromise	51%	12%	58%
Not sure	9%	10%	20%

By GENDER:

Column %	Female	Male
Fight	63%	57%
Compromise	24%	32%
Not sure	12%	11%

Q4: Generally speaking, should your representatives fight for Republican values even if it means gridlock or should they be willing to compromise with Democrats in order to get something done? (continued)

Fight: 60%
Compromise: 28%
Not sure: 12%



By IDEOLOGY:

Column %	Very Conservative	Somewhat Conservative	Moderate+Liberal
Fight	80%	49%	26%
Compromise	11%	38%	57%
Not sure	9%	13%	18%

By COUNTY:

Column %	Christian	Barry+McDonald	Lawrence
Fight	59%	55%	70%
Compromise	26%	36%	22%
Not sure	14%	9%	8%

DEMOGRAPHICS

County	%
Barry	19%
Christian	52%
Lawrence	21%
McDonald	8%

GENDER	%
Female	51%
Male	49%

Type of GOP	%
Traditional	18%
Evangelical	16%
Trump	46%
Libertarian	5%
Other	15%

IDEOLOGY	%
Very Conservative	51%
Somewhat Conservative	30%
Moderate+Liberal	19%

For More Information...



Missouri Scout

Missouri Scout is a private news service covering state politics. For subscription information, contact Dave at dave@moscout.com



REMINGTON RESEARCH GROUP

Remington Research Group is a polling firm that specializes in automated IVR technology. The firm was founded in an effort to provide more reliable and affordable polling for campaigns throughout the country. For more information, contact Titus Bond at tbond@remingtonresearchgroup.com