

# Analysis of Senate 15

Maps and analysis by [Missouri Mapper](#)

June 3, 2023

## **Overview**

In the race for US Senate, SD 15 was the closest seat in the class of Senate districts that will be up for election in 2024. Eric Schmitt carried SD15, which comprises most of western St. Louis County by 1,491 votes (1.8%). Incumbent Republican Senator Andrew Koenig is term limited. The redistricting process made SD 15 more Republican (under old lines SD 15 narrowly voted for Biden, while the new lines have SD 15 voting for Trump by a few points) with SD15 notably losing the strongly Democratic suburb of Kirkwood and gaining the strongly Republican suburb of Wildwood. While Republicans have historically had down ballot strength in this affluent suburban district, it is well within the realm of possibility that one or more Democrats on the top of the ticket will carry SD 15 in 2024.

Three state house districts are located entirely in SD 15 (HD 100, HD 101, HD 110). Republican state house candidates in these three districts, none of whom were incumbents, all outran Schmitt by an appreciable margin. In HD 100, Philip Oehlerking outran Schmitt by a 5.8% margin. In HD 101, Ben Keathley outran Schmitt by a 9.7% margin. In HD 110, Justin Sparks outran Schmitt by a 9.0% margin.

Turnout was approximately 73.8% of 2020 Presidential levels with neither party having a clear turnout edge. In 2020, former President Trump carried the present SD 15 by approximately 3,826 votes (3.3%), while in 2018 Senator Hawley would have won the current SD 15 by approximately 5,925 votes (6.2%).

### 2022 races in SD 15:

U.S. Senator for Missouri: Schmitt (R) +1.8%

Missouri State Auditor: Fitzpatrick (R) +14.1%

U.S. Representative for Missouri's 2nd Congressional District: Wagner (R) +9.9%

St. Louis County Executive: Mantovani (R) +18.8%

St. Louis County Assessor: Pfeifer (R) +9.7%

### 2022 ballot measures in SD 15:

Amendment 1: Yes +12.7%

Amendment 3: Yes +2.9%

Amendment 4: Yes +31.9%

Amendment 5: Yes +13.2%

Constitutional Convention: No +35.9%

### Older races in SD 15 (under current boundaries):

2020 President: Trump (R) +3.3%

2020 Governor: Parson (R) +8.0%

2020 Attorney General: Schmitt (R) +16.6%

2018 U.S. Senate: Hawley (R) +6.2%

2016 President: Trump (R) +15.3%

2016 U.S. Senate: Blunt (R) +10.4%

2016 Governor: Greitens (R) +14.3%

# 2022 US Senate Election in Missouri Senate District 15

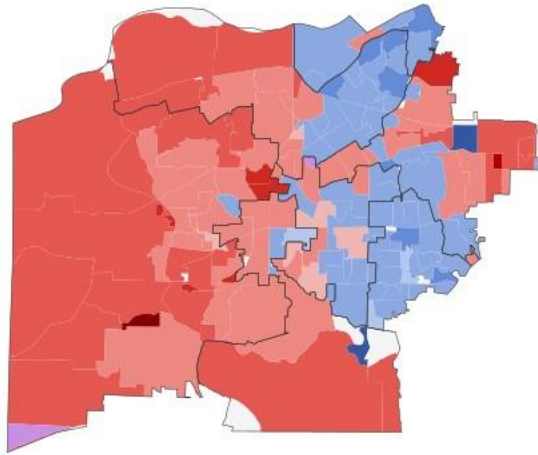
Location within Missouri



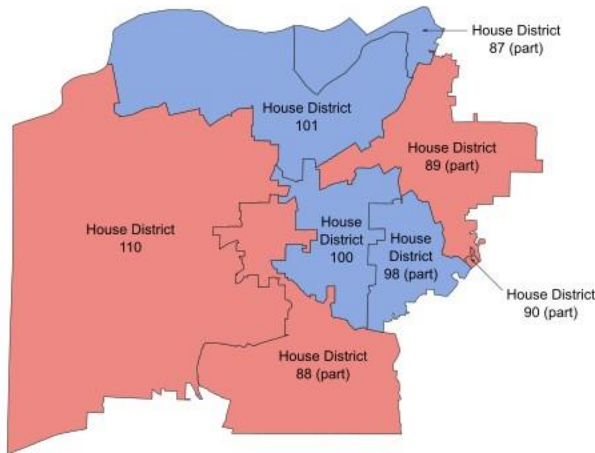
Location within St. Louis County



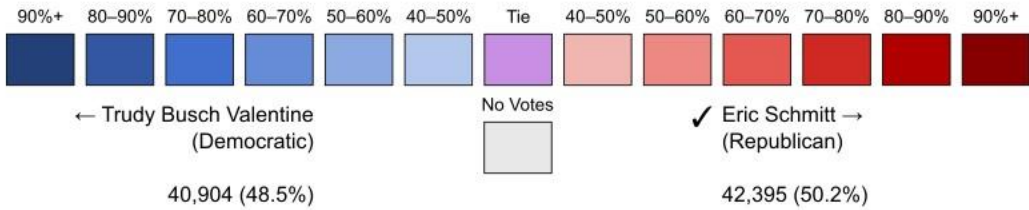
## 2022 US Senate Results in SD 15 by Voter Precinct



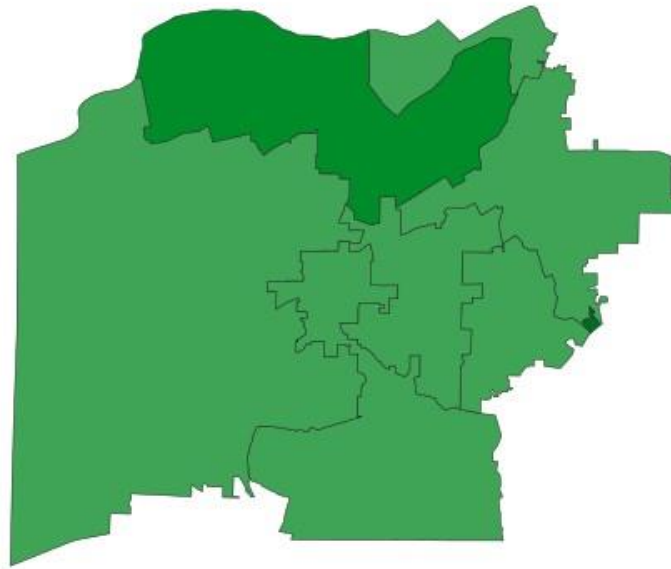
## 2022 US Senate Results in SD 15 by Missouri State House District



### Vote Share



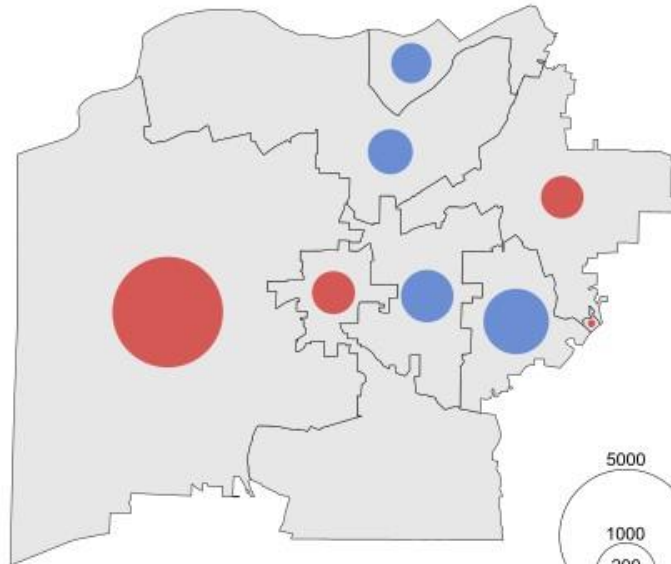
# 2022 US Senate Turnout Compared to 2020 by Missouri State House District



Votes Cast for US Senate in SD 15 / Votes Cast for President in 2020

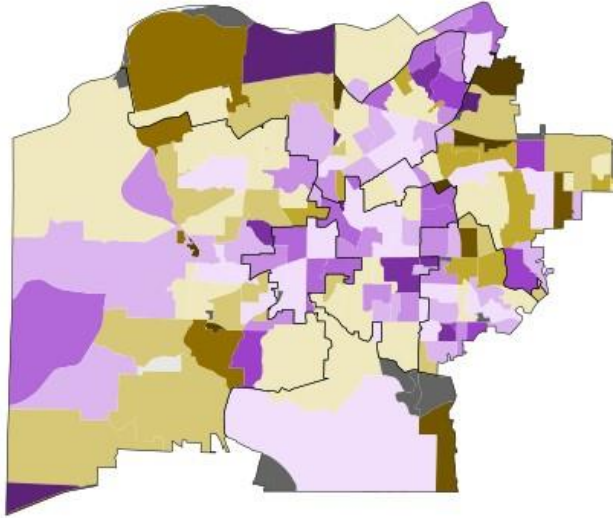


# 2022 US Senate Vote Margin in SD 15 by Missouri State House District



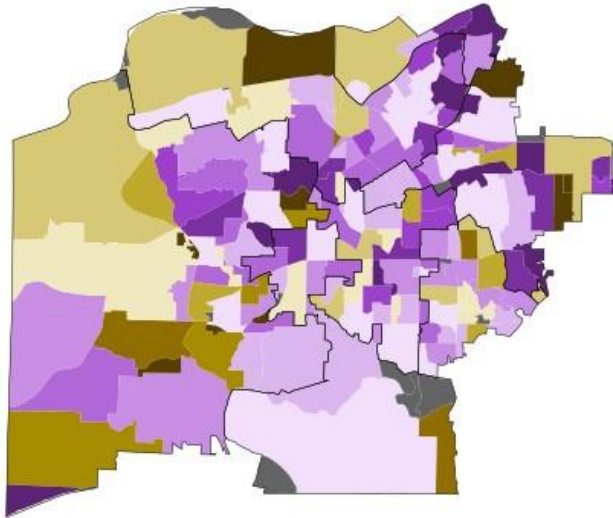
Circle Area Scaled to Vote Margin

## 2022 US Senate Margin Compared to 2020 President in SD 15



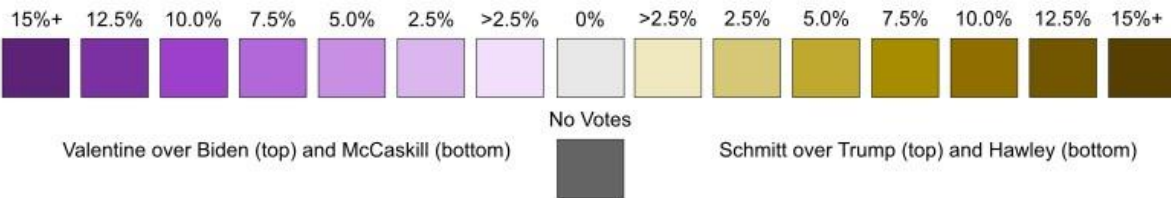
Donald J. Trump (R) +3.3%

## 2022 US Senate Margin Compared to 2018 US Senate in SD 15



Josh Hawley (R) +6.2%

### Difference in Margin



Sources for Election Data: St. Louis County Election Authority, University of Florida Voting and Election Science Team, MIT Election Data and Science Lab