



Missouri Scout

Powered By:



REMINGTON RESEARCH GROUP

April 2024

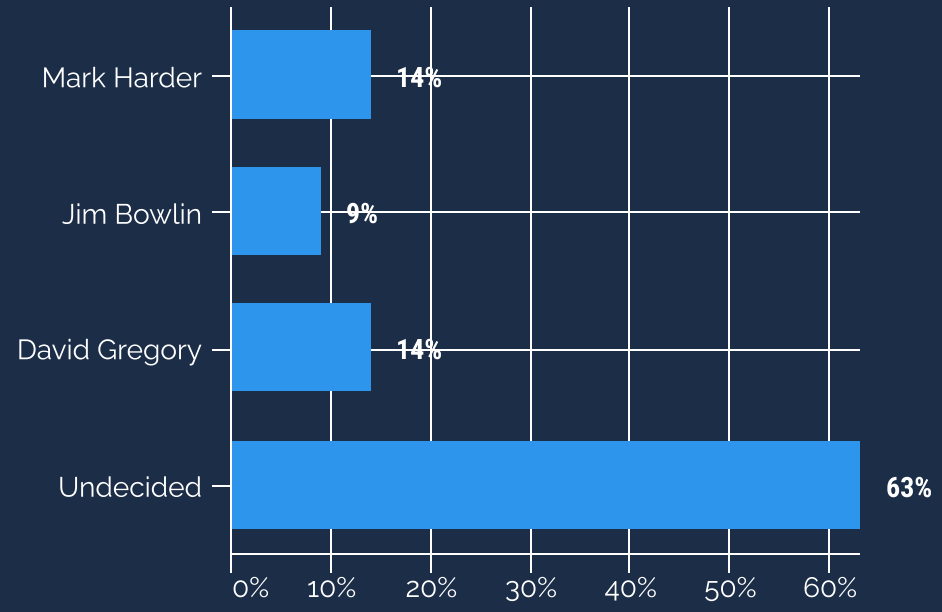
Missouri Statewide

Survey conducted April 8 through April 12, 2024. 304 likely 2024 Republican Primary voters participated in the survey.

Survey weighted to match expected turnout demographics for the 2024 Republican Primary Election. Margin of Error is +/-5.6% with a 95% level of confidence. Totals do not always equal 100% due to rounding. Survey conducted by Remington Research Group on behalf of The Missouri Scout.

Q1: The candidates in the August 6th Republican Primary for Missouri State Senate District 15 are Mark Harder, Jim Bowlin, and David Gregory. If the election were held today, for whom would you vote?

Mark Harder: 14%
 Jim Bowlin: 9%
 David Gregory: 14%
 Undecided: 63%



By TYPE OF GOP:

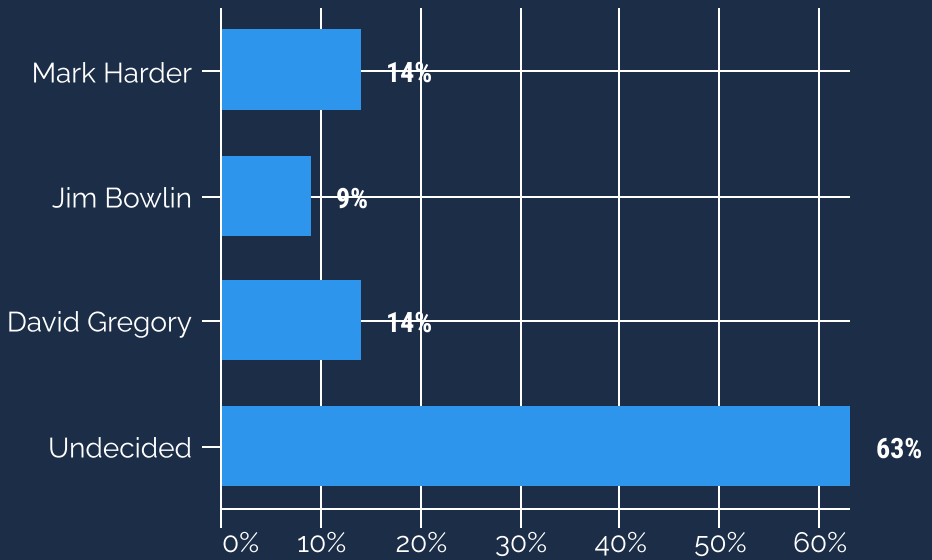
Column %	Traditional	Evangelical+Trump	Other
Mark Harder	17%	17%	4%
Jim Bowlin	13%	5%	6%
David Gregory	12%	19%	11%
Undecided	58%	59%	79%

By GENDER:

Column %	Female	Male
Mark Harder	15%	14%
Jim Bowlin	6%	11%
David Gregory	19%	9%
Undecided	60%	66%

Q1: The candidates in the August 6th Republican Primary for Missouri State Senate District 15 are Mark Harder, Jim Bowlin, and David Gregory. If the election were held today, for whom would you vote? (continued)

Mark Harder: 14%
 Jim Bowlin: 9%
 David Gregory: 14%
 Undecided: 63%



By IDEOLOGY:

Column %	Very Conservative	Somewhat Conservative	Moderate+Liberal
Mark Harder	19%	13%	9%
Jim Bowlin	4%	14%	9%
David Gregory	19%	16%	5%
Undecided	59%	57%	77%

By HOUSE DISTRICT:

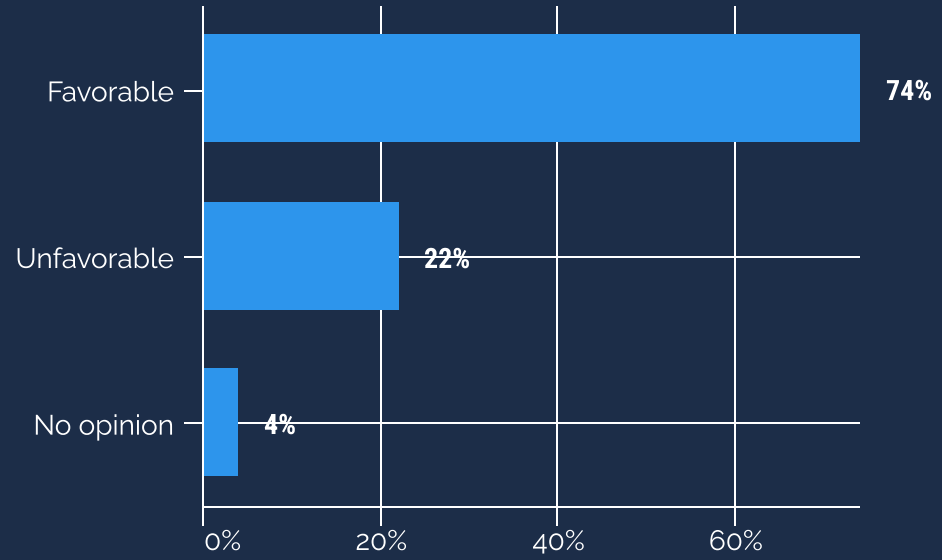
Column %	HD87+88+89+98	HD100+101+110
Mark Harder	17%	12%
Jim Bowlin	6%	11%
David Gregory	14%	14%
Undecided	63%	63%

Q2: What is your opinion of Donald Trump?

Favorable: 74%

Unfavorable: 22%

No opinion: 4%



By TYPE OF GOP:

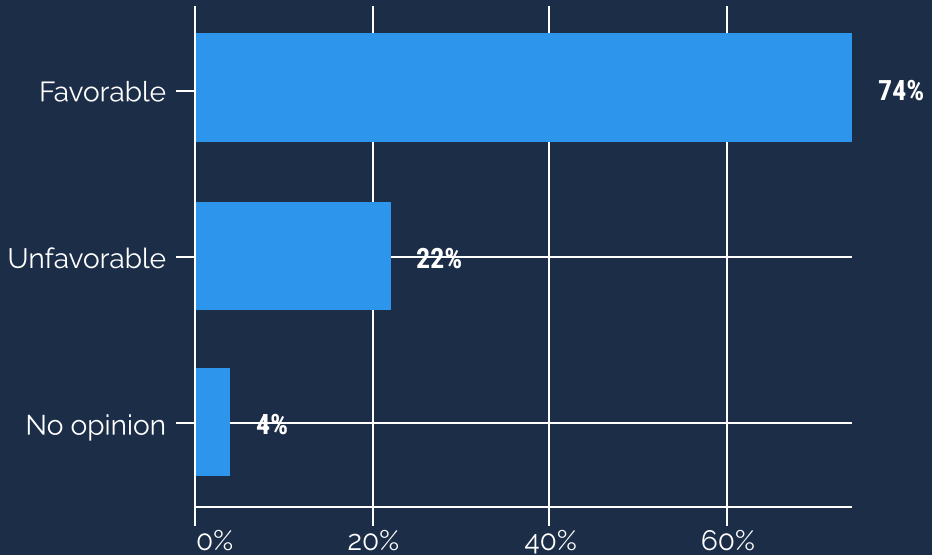
Column %	Traditional	Evangelical+Trump	Other
Favorable	70%	97%	46%
Unfavorable	27%	2%	46%
No opinion	4%	1%	9%

By GENDER:

Column %	Female	Male
Favorable	71%	77%
Unfavorable	26%	18%
No opinion	3%	5%

Q2: What is your opinion of Donald Trump? (continued)

Favorable: 74%
 Unfavorable: 22%
 No opinion: 4%



By IDEOLOGY:

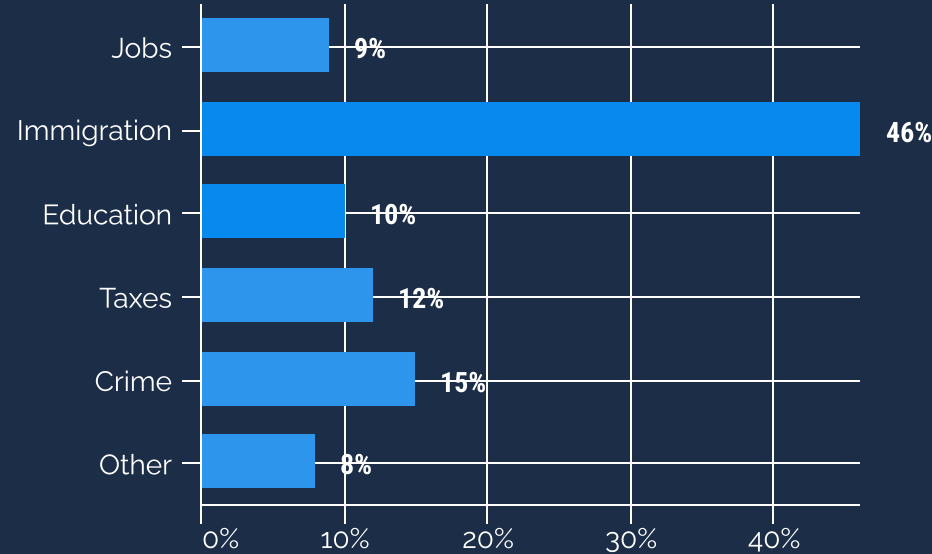
Column %	Very Conservative	Somewhat Conservative	Moderate+Liberal
Favorable	93%	80%	37%
Unfavorable	5%	15%	57%
No opinion	2%	4%	6%

By HOUSE DISTRICT:

Column %	HD87+88+89+98	HD100+101+110
Favorable	77%	72%
Unfavorable	20%	23%
No opinion	3%	4%

Q3: Which of the following should be your State Senators' top priority? Creating jobs, fighting illegal immigration, improving education, lowering taxes, reducing crime, or something else?

- Creating jobs: 9%
- Fighting illegal immigration: 46%
- Improving education: 10%
- Lowering taxes: 12%
- Reducing crime: 15%
- Something else: 8%



By TYPE OF GOP:

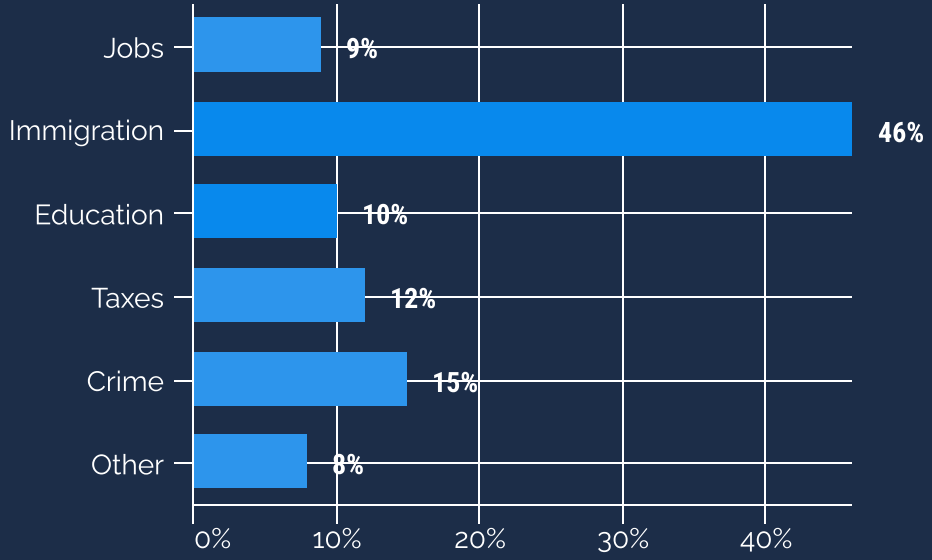
Column %	Traditional	Evangelical+Trump	Other
Jobs	12%	6%	6%
Immigration	42%	68%	18%
Education	13%	1%	20%
Taxes	9%	10%	19%
Crime	17%	9%	20%
Other	6%	5%	17%

By GENDER:

Column %	Female	Male
Jobs	7%	11%
Immigration	52%	39%
Education	11%	10%
Taxes	9%	15%
Crime	15%	15%
Other	6%	10%

Q3: Which of the following should be your State Senators' top priority? Creating jobs, fighting illegal immigration, improving education, lowering taxes, reducing crime, or something else?
(continued)

Creating jobs: 9%
 Fighting illegal immigration: 46%
 Improving education: 10%
 Lowering taxes: 12%
 Reducing crime: 15%
 Something else: 8%



By IDEOLOGY:

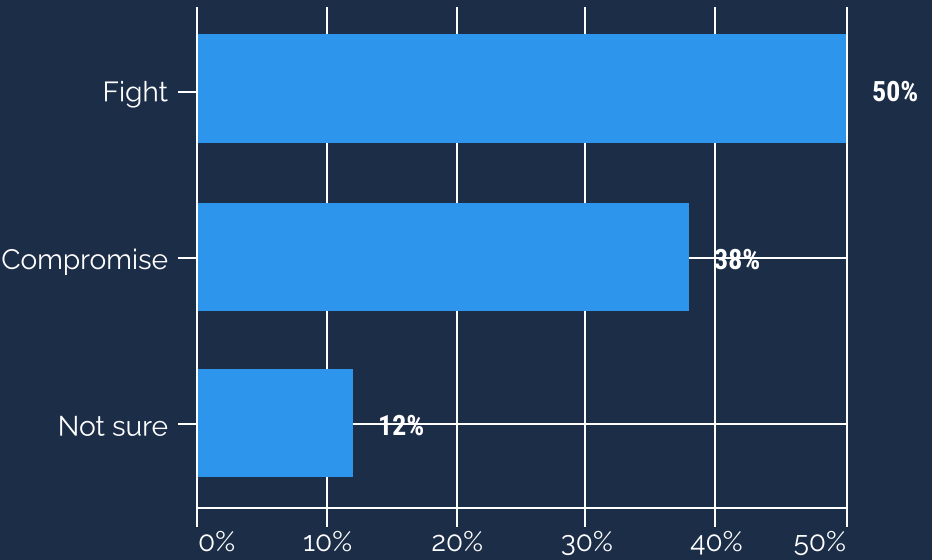
Column %	Very Conservative	Somewhat Conservative	Moderate*Liberal
Jobs	7%	7%	15%
Immigration	59%	49%	22%
Education	4%	11%	19%
Taxes	11%	12%	12%
Crime	12%	17%	17%
Other	6%	5%	17%

By HOUSE DISTRICT:

Column %	HD87+88+89+98	HD100+101+110
Jobs	12%	5%
Immigration	42%	45%
Education	13%	12%
Taxes	9%	14%
Crimes	17%	15%
Other	6%	10%

Q4: Generally speaking, should your representatives fight for Republican values even if it means gridlock OR should they be willing to compromise with Democrats in order to get something done?

Fight: 50%
 Compromise: 38%
 Not sure: 12%



By TYPE OF GOP:

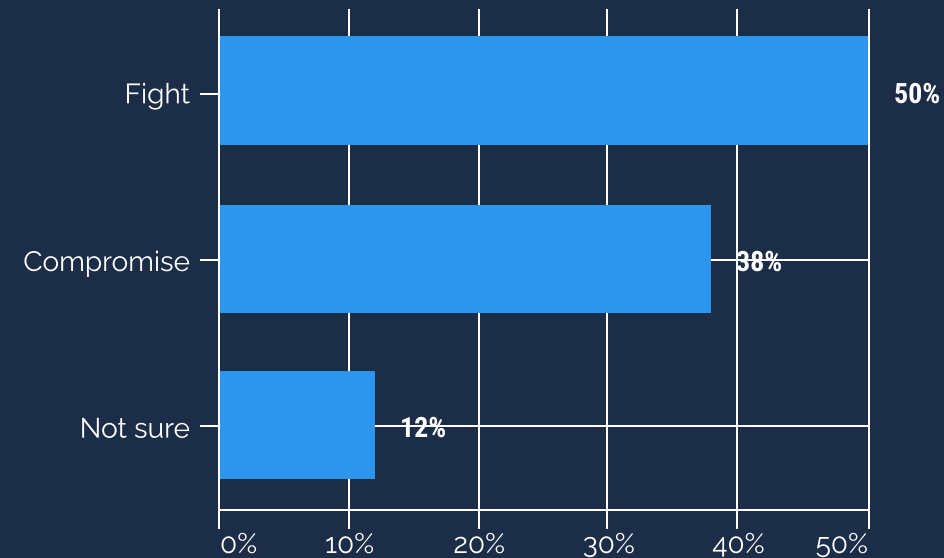
Column %	Traditional	Evangelical+Trump	Other
Fight	36%	80%	29%
Compromise	50%	12%	56%
Not sure	14%	8%	15%

By GENDER:

Column %	Female	Male
Fight	53%	47%
Compromise	35%	41%
Not sure	12%	12%

Q4: Generally speaking, should your representatives fight for Republican values even if it means gridlock OR should they be willing to compromise with Democrats in order to get something done? (continued)

Fight: 50%
 Compromise: 38%
 Not sure: 12%



By IDEOLOGY:

Column %	Very Conservative	Somewhat Conservative	Moderate+Liberal
Fight	77%	41%	23%
Compromise	10%	46%	67%
Not sure	13%	13%	9%

By HOUSE DISTRICT:

Column %	HD87+88+89+98	HD100+101+110
Fight	53%	48%
Compromise	33%	41%
Not sure	14%	11%

DEMOGRAPHICS

HOUSE DISTRICT	%
HD87	4%
HD88	7%
HD89	13%
HD98	14%
HD100	19%
HD101	22%
HD110	21%

GENDER	%
Female	51%
Male	49%

IDEOLOGY	%
Very Conservative	38%
Somewhat Conservative	37%
Moderate	23%
Liberal	3%


Type of GOP	%
Traditional	42%
Evangelical	8%
Trump	28%
Libertarian	9%
Other	13%

For More Information...



Missouri Scout

Missouri Scout is a private news service covering state politics. For subscription information, contact Dave at dave@moscout.com



REMINGTON RESEARCH GROUP

Remington Research Group is a polling firm that specializes in automated IVR technology. The firm was founded in an effort to provide more reliable and affordable polling for campaigns throughout the country. For more information, contact Titus Bond at tbond@remingtonresearchgroup.com