



Missouri Scout

Powered By:



REMINGTON RESEARCH GROUP

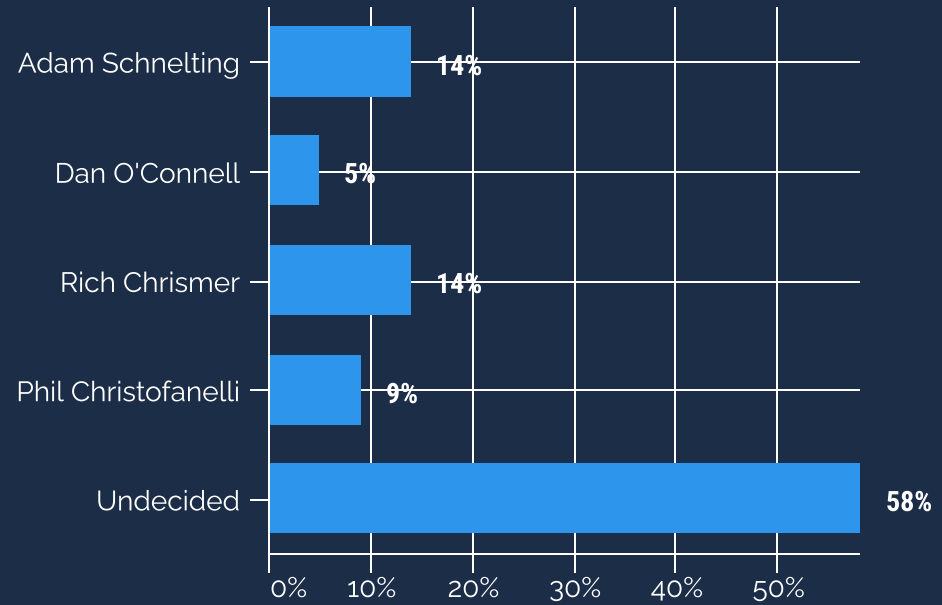
April 2024

Missouri Statewide

Survey conducted April 15 through April 18, 2024. 300 likely 2024 Republican Primary voters participated in the survey. Survey weighted to match expected turnout demographics for the 2024 Republican Primary Election. Margin of Error is +/-5.6% with a 95% level of confidence. Totals do not always equal 100% due to rounding. Survey conducted by Remington Research Group on behalf of The Missouri Scout.

Q1: Candidates in the Republican Primary for Missouri State Senate District 23 are Adam Schnelting, Dan O'Connell, Rich Chrismer, and Phil Christofanelli. If the election were held today, for whom would you vote?

Adam Schnelting: 14%
 Dan O'Connell: 5%
 Rich Chrismer: 14%
 Phil Christofanelli: 9%
 Undecided: 58%



By TYPE OF GOP:

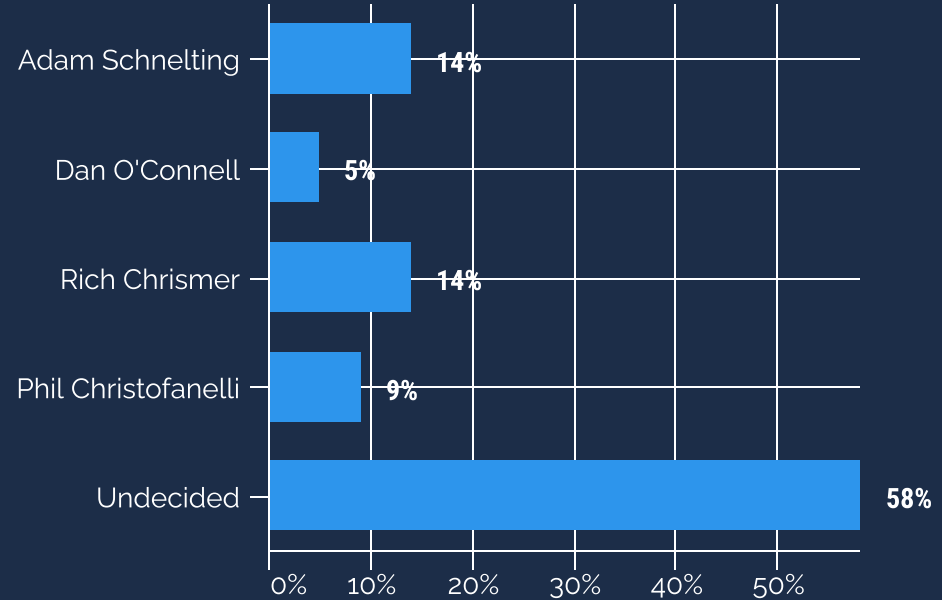
Column %	Traditional	Evangelical+Trump	Other
Adam Schnelting	17%	19%	4%
Don O'Connell	6%	3%	8%
Rich Chrismer	20%	14%	7%
Phil Christofanelli	8%	12%	6%
Undecided	49%	52%	75%

By GENDER:

Column %	Female	Male
Adam Schnelting	17%	12%
Don O'Connell	5%	6%
Rich Chrismer	13%	14%
Phil Christofanelli	9%	10%
Undecided	56%	59%

Q1: Candidates in the Republican Primary for Missouri State Senate District 23 are Adam Schnelting, Dan O'Connell, Rich Chrismer, and Phil Christofanelli. If the election were held today, for whom would you vote? (continued)

Adam Schnelting: 14%
 Dan O'Connell: 5%
 Rich Chrismer: 14%
 Phil Christofanelli: 9%
 Undecided: 58%



By IDEOLOGY:

Column %	Very Conservative	Somewhat Conservative	Moderate+Liberal
Adam Schnelting	20%	14%	5%
Don O'Connell	6%	4%	7%
Rich Chrismer	14%	12%	17%
Phil Christofanelli	11%	11%	4%
Undecided	51%	59%	67%

By HOUSE DISTRICT:

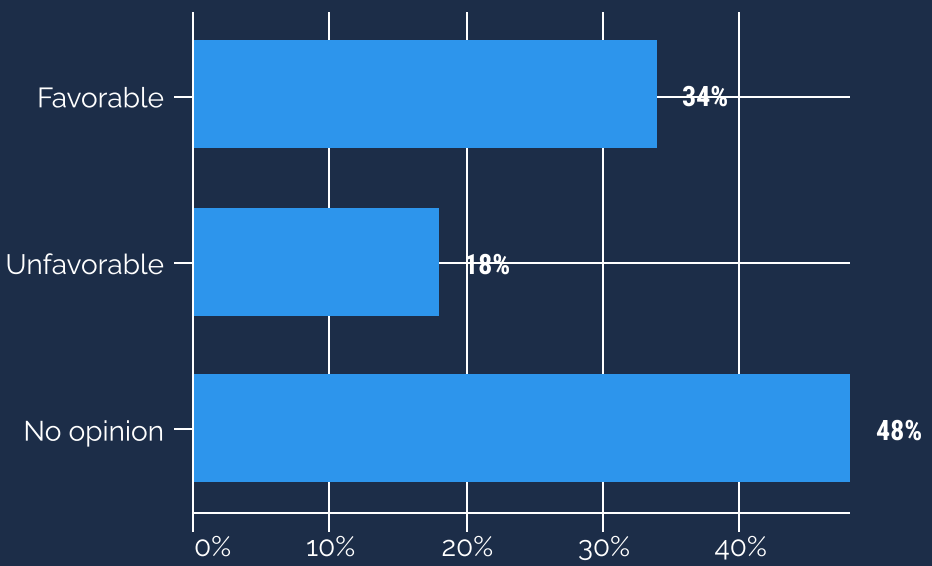
Column %	HD65	HD69	HD102+105	HD104	HD106
Adam Schnelting	17%	28%	10%	10%	10%
Don O'Connell	3%	8%	7%	6%	3%
Rich Chrismer	12%	16%	11%	5%	22%
Phil Christofanelli	0%	8%	4%	30%	0%
Undecided	69%	40%	68%	48%	65%

Q2: What is your opinion of Bill Eigel?

Favorable: 34%

Unfavorable: 18%

No opinion: 48%



By TYPE OF GOP:

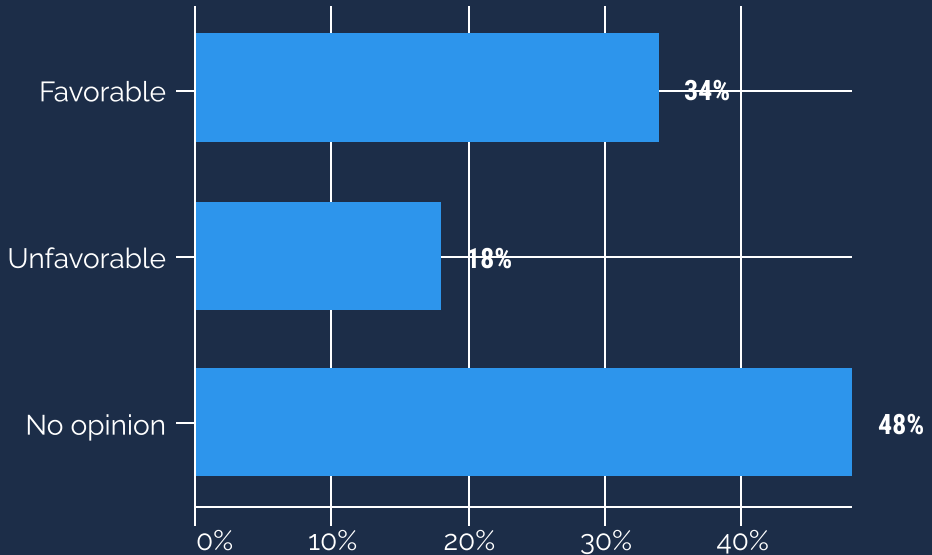
Column %	Traditional	Evangelical+Trump	Other
Favorable	36%	43%	18%
Unfavorable	19%	7%	34%
No opinion	45%	51%	48%

By GENDER:

Column %	Female	Male
Favorable	27%	42%
Unfavorable	16%	19%
No opinion	57%	39%

Q2: What is your opinion of Bill Eigel? (continued)

Favorable: 34%
 Unfavorable: 18%
 No opinion: 48%



By IDEOLOGY:

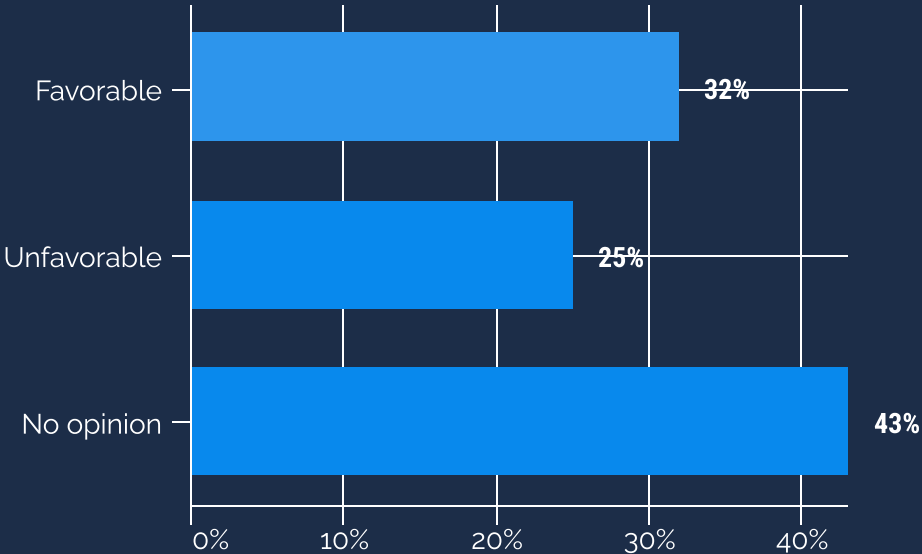
Column %	Very Conservative	Somewhat Conservative	Moderate+Liberal
Favorable	50%	32%	10%
Unfavorable	8%	18%	33%
No opinion	42%	50%	56%

By HOUSE DISTRICT:

Column %	HD65	HD69	HD102+105	HD104	HD106
Favorable	24%	36%	43%	34%	30%
Unfavorable	18%	13%	9%	15%	32%
No opinion	58%	50%	48%	51%	38%

Q3: What is your opinion of the Missouri Freedom Caucus as a whole?

Favorable: 32%
Unfavorable: 25%
No opinion: 43%



By TYPE OF GOP:

Column %	Traditional	Evangelical+Trump	Other
Favorable	32%	44%	13%
Unfavorable	37%	9%	37%
No opinion	31%	47%	50%

By GENDER:

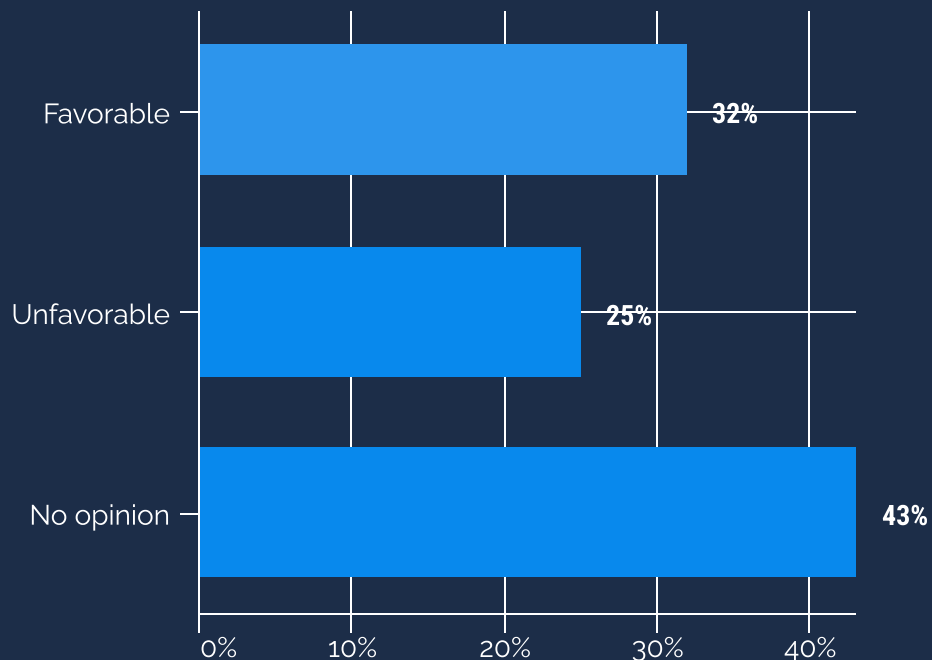
Column %	Female	Male
Favorable	27%	38%
Unfavorable	20%	29%
No opinion	53%	33%

Q3: What is your opinion of the Missouri Freedom Caucus as a whole? (continued)

Favorable: 32%

Unfavorable: 25%

No opinion: 43%



By IDEOLOGY:

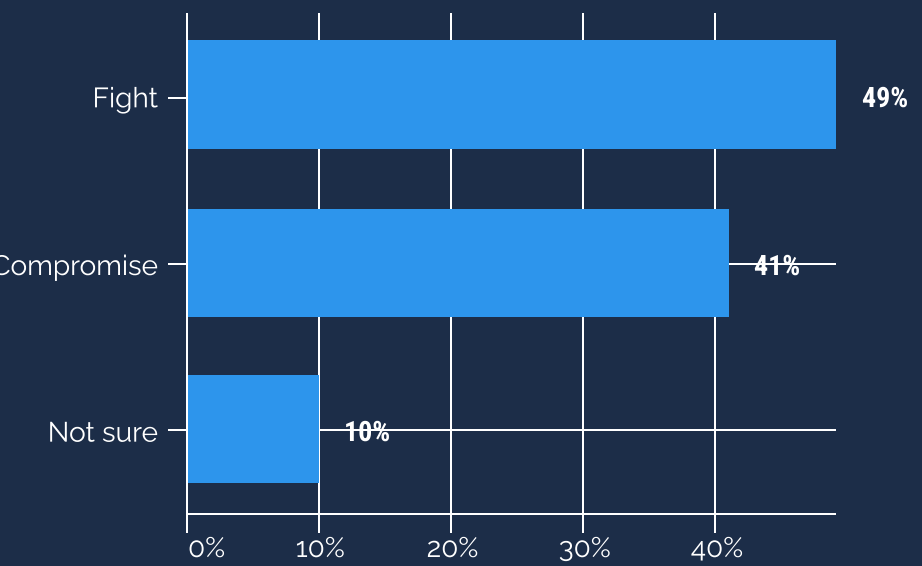
Column %	Very Conservative	Somewhat Conservative	Moderate+Liberal
Favorable	50%	30%	4%
Unfavorable	11%	26%	47%
No opinion	39%	44%	50%

By HOUSE DISTRICT:

Column %	HD65	HD69	HD102+105	HD104	HD106
Favorable	31%	41%	26%	45%	18%
Unfavorable	17%	22%	19%	24%	38%
No opinion	52%	37%	55%	31%	44%

Q4: Generally speaking, should your representatives fight for Republican values even if it means gridlock, or should they be willing to compromise with Democrats in order to get something done?

Fight: 49%
 Compromise: 41%
 Not sure: 10%



By TYPE OF GOP:

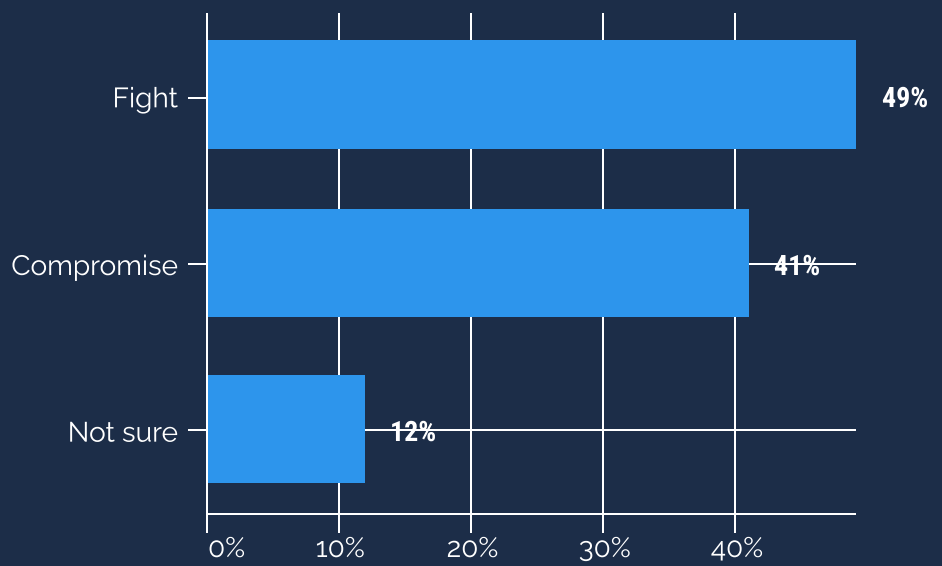
Column %	Traditional	Evangelical+Trump	Other
Fight	30%	76%	24%
Compromise	58%	17%	63%
Not sure	12%	7%	13%

By GENDER:

Column %	Female	Male
Fight	49%	49%
Compromise	43%	39%
Not sure	8%	12%

Q4: Generally speaking, should your representatives fight for Republican values even if it means gridlock, or should they be willing to compromise with Democrats in order to get something done? (continued)

Fight: 49%
 Compromise: 41%
 Not sure: 10%



By IDEOLOGY:

Column %	Very Conservative	Somewhat Conservative	Moderate+Liberal
Fight	76%	39%	15%
Compromise	16%	47%	75%
Not sure	8%	14%	9%

By HOUSE DISTRICT:

Column %	HD65	HD69	HD102+105	HD104	HD106
Fight	53%	46%	54%	52%	42%
Compromise	26%	44%	39%	37%	54%
Not sure	21%	10%	7%	11%	4%

DEMOGRAPHICS

HOUSE DISTRICT	%
HD65	15%
HD69	19%
HD102	7%
HD104	22%
HD105	15%
HD106	22%

GENDER	%
Female	51%
Male	49%

IDEOLOGY	%
Very Conservative	44%
Somewhat Conservative	30%
Moderate	23%
Liberal	3%

Type of GOP	%
Traditional	28%
Evangelical	9%
Trump	36%
Libertarian	6%
Other	21%

For More Information...



Missouri Scout

Missouri Scout is a private news service covering state politics. For subscription information, contact Dave at dave@moscout.com



REMINGTON RESEARCH GROUP

Remington Research Group is a polling firm that specializes in automated IVR technology. The firm was founded in an effort to provide more reliable and affordable polling for campaigns throughout the country. For more information, contact Titus Bond at tbond@remingtonresearchgroup.com