



Missouri Scout

Powered By:



REMINGTON RESEARCH GROUP

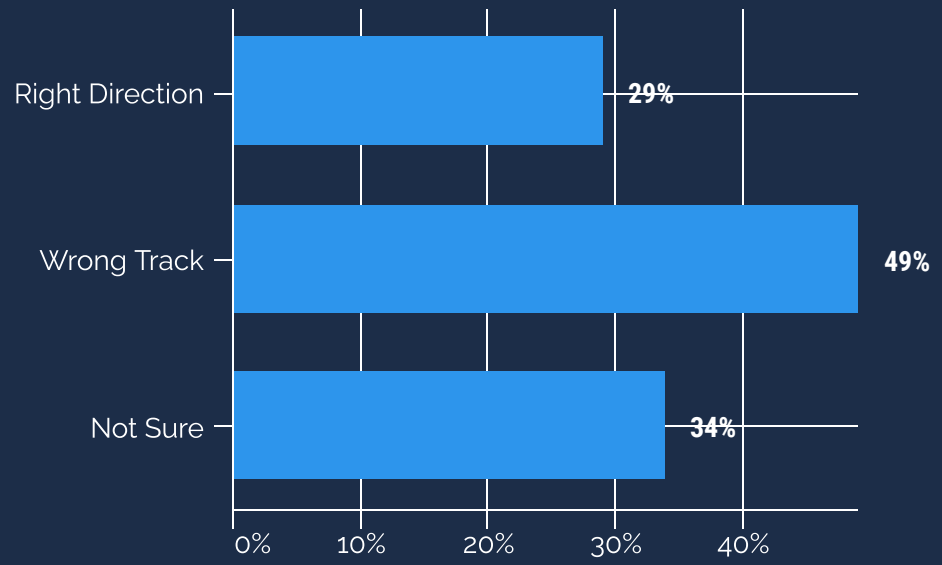
March 2023

Missouri Statewide

Survey conducted April 21, 2023. 816 likely 2024 November Election voters participated in the survey. Survey weighted to match expected turnout demographics for the 2024 November Election. Margin of Error is +/-3% with a 95% level of confidence. Totals do not always equal 100% due to rounding. Survey conducted by Remington Research Group on behalf of Missouri Scout.

Q1: In general, are things in Missouri headed in the right direction, or are things off on the wrong track?

Right Direction: 29%
Wrong Track: 49%
Not Sure: 22%



By PARTY:

Column %	Republican	Democrat	Non-partisan
Right Direction	44%	14%	23%
Wrong Track	29%	68%	57%
Not Sure	27%	18%	21%

By GENDER:

Column %	Female	Male
Right Direction	25%	35%
Wrong Track	50%	48%
Not Sure	25%	17%

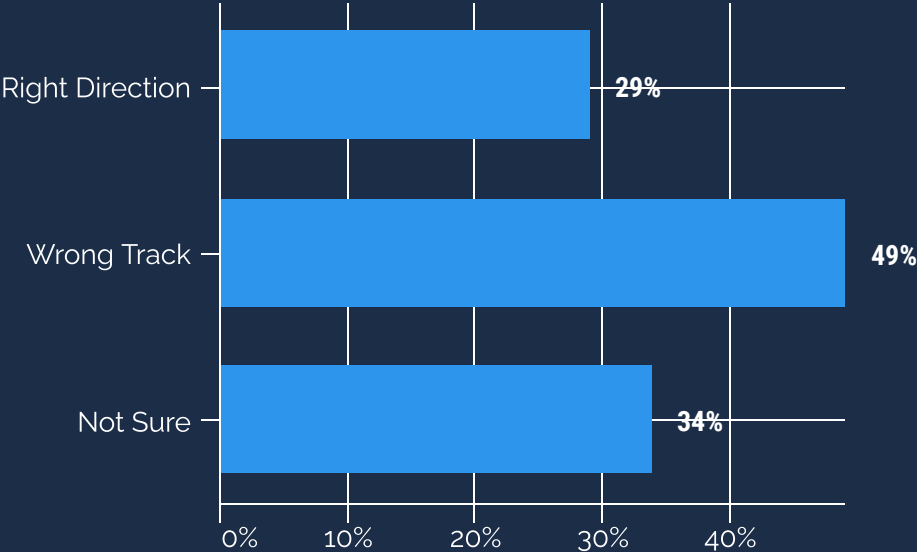
Q1: In general, are things in Missouri headed in the right direction, or are things (CONTINUED)

off on the wrong track?

Right Direction: 29%

Wrong Track: 49%

Not Sure: 22%



By IDEOLOGY:

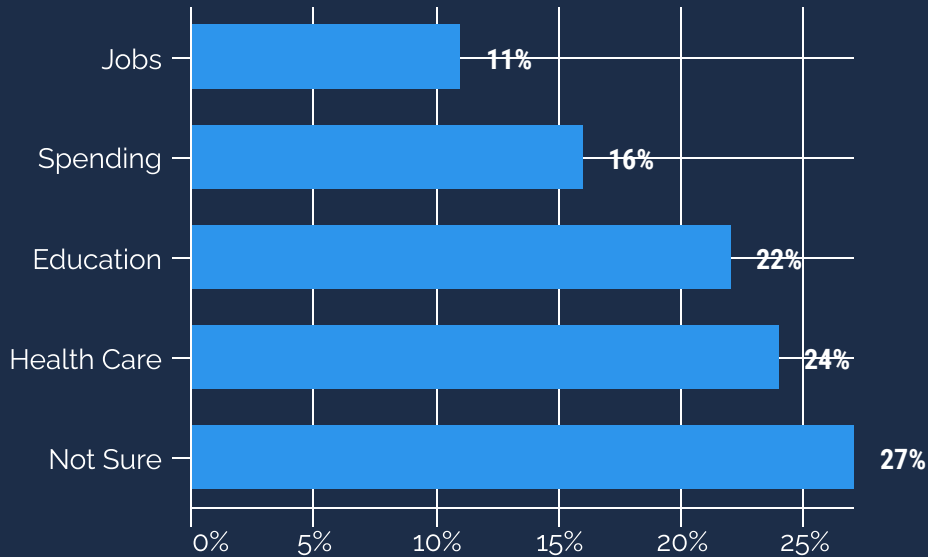
Column %	Very Conservative	Somewhat Conservative	Moderate	Liberal
Right Direction	50%	40%	19%	9%
Wrong Track	24%	35%	58%	75%
Not Sure	26%	26%	23%	17%

By DMA:

Column %	COLUMBIA	BALANCE	KANSAS CITY	SPRINGFIELD	ST. LOUIS
Support	35%	27%	31%	29%	25%
Oppose	51%	39%	49%	38%	53%
Not Sure	14%	34%	19%	33%	22%

Q2: What is the most important problem facing the State of Missouri right now, unemployment and jobs, government spending, education or health care?"

Jobs: 11%
 Spending: 16%
 Education: 22%
 Health Care: 24%
 Not Sure: 27%



By PARTY:

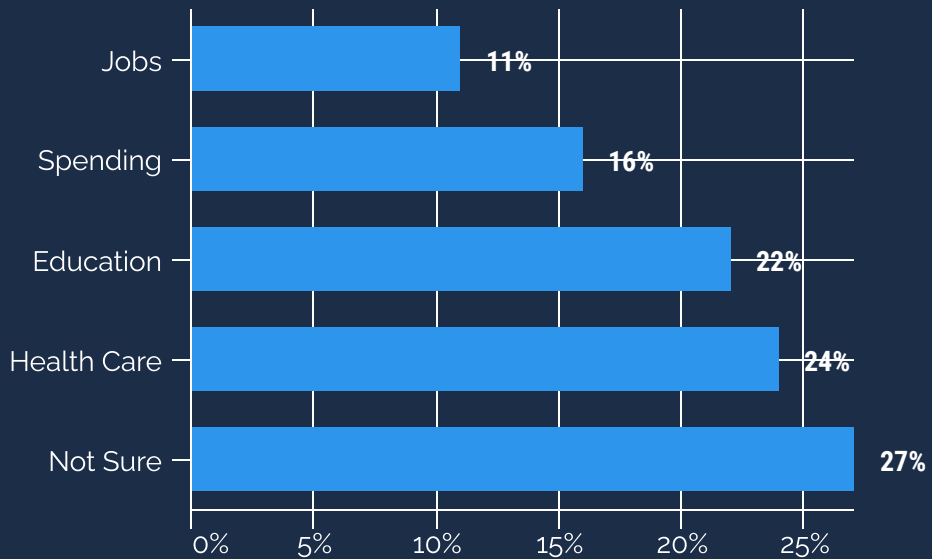
Column %	Republican	Democrat	Non-partisan
Jobs	14%	9%	9%
Spending	22%	11%	13%
Education	19%	22%	25%
Healthcare	16%	31%	26%
Not Sure	28%	26%	27%

By GENDER:

Column %	Female	Male
Jobs	11%	10%
Spending	14%	20%
Education	24%	19%
Healthcare	23%	25%
Not Sure	28%	26%

Q2: What is the most important problem facing the State of Missouri right now, unemployment and jobs, government spending, education or health care? (CONTINUED)

Jobs: 11%
 Spending: 16%
 Education: 22%
 Health Care: 24%
 Not Sure: 27%



By IDEOLOGY:

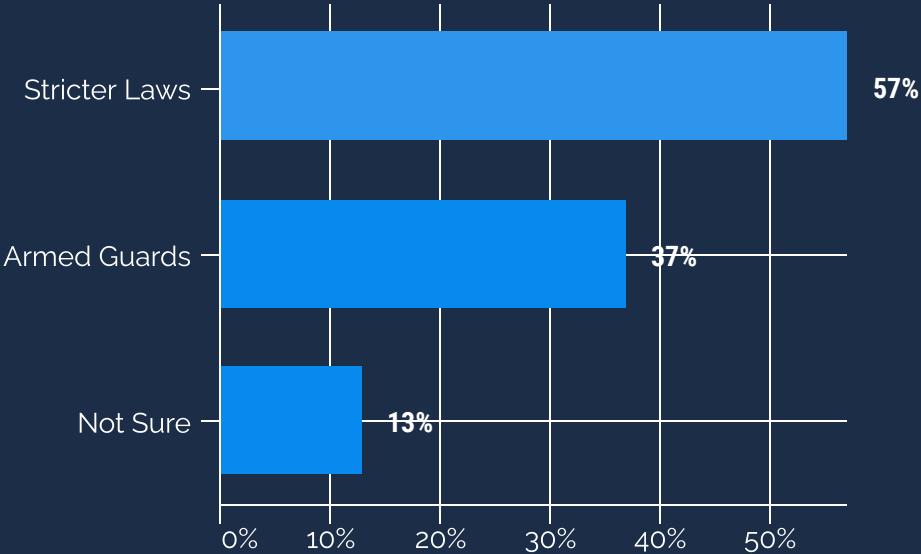
Column %	Very Conservative	Somewhat Conservative	Moderate	Liberal
Jobs	13%	17%	10%	5%
Spending	26%	18%	14%	7%
Education	22%	22%	20%	23%
Healthcare	14%	14%	29%	37%
Not Sure	26%	30%	27%	28%

By DMA:

Column %	COLUMBIA	Balance	KANSAS CITY	SPRINGFIELD	ST. LOUIS
Jobs	4%	1%	14%	11%	12%
Spending	8%	40%	18%	11%	15%
Education	27%	14%	23%	12%	23%
Healthcare	37%	31%	21%	35%	20%
Not Sure	24%	13%	24%	30%	30%

Q3: Which of these two options do you think would do more to reduce gun violence in schools: having stricter gun control laws or having armed guards in schools?

Stricter Laws: 57%
Armed Guards 37%
Not Sure: 13%



By PARTY:

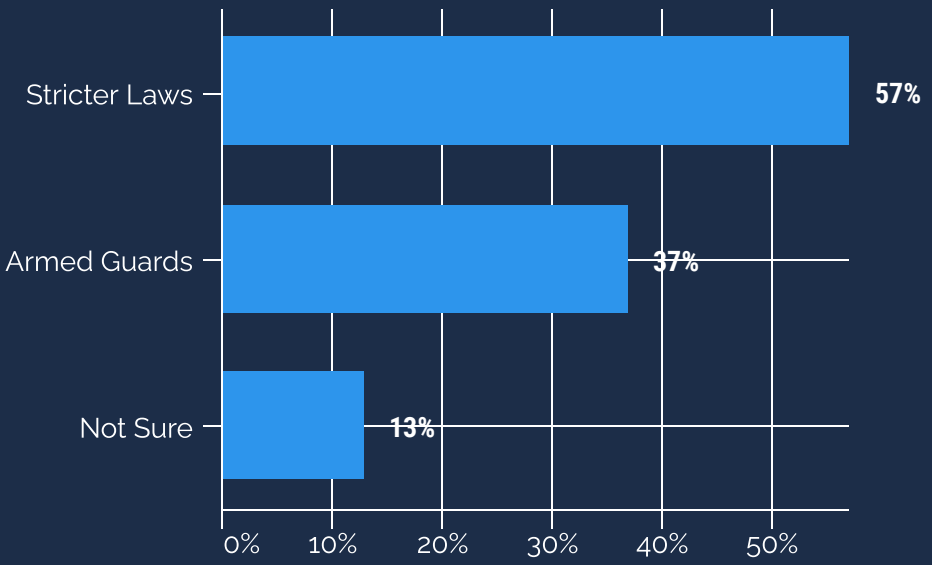
Column %	Republican	Democrat	Non-partisan
Stricter Laws	18%	82%	62%
Armed Guards	64%	9%	30%
Not Sure	18%	9%	9%

By GENDER

Column %	Female	Male
Stricter Laws	55%	43%
Armed Guards	32%	45%
Not Sure	13%	12%

Q3: Which of these two options do you think would do more to reduce gun violence in schools: having stricter gun control laws or having armed guards in schools?

Stricter Laws: 57%
 Armed Guards 37%
 Not Sure: 13%



By IDEOLOGY:

Column %	Very Conservative	Somewhat Conservative	Moderate	Liberal
Stricter Laws	18%	30%	66%	85%
Armed Guards	71%	51%	21%	8%
Not Sure	12%	19%	13%	7%

By DMA:

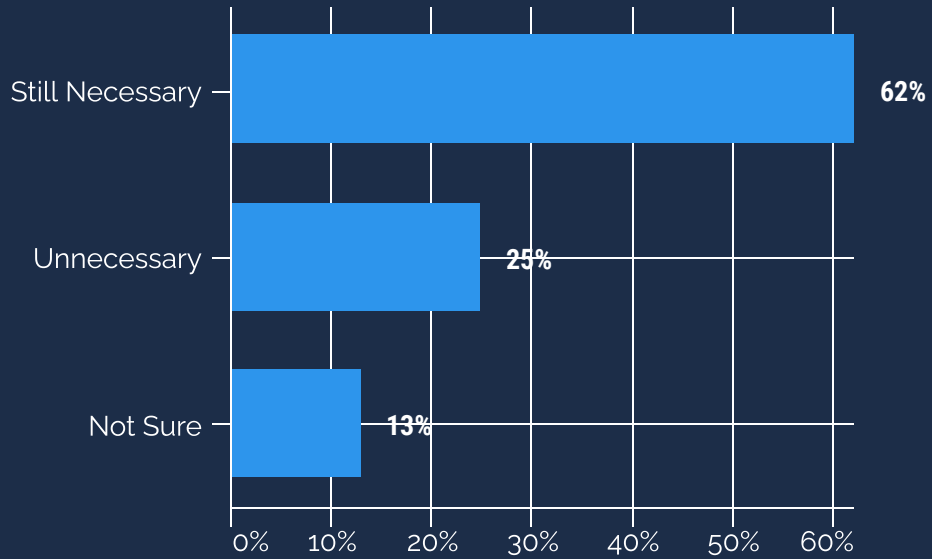
Column %	COLUMBIA	BALANCE	KANSAS CITY	SPRINGFIELD	ST. LOUIS
Stricter Laws	37%	40%	56%	39%	55%
Armed Guards	41%	41%	34%	45%	33%
Not Sure	22%	20%	10%	16%	12%

Q4: In general, do you think unions are still necessary to protect workers or are unions unnecessary these days?

Still Necessary: 62%

Unnecessary: 25%

Not Sure: 13%



By PARTY:

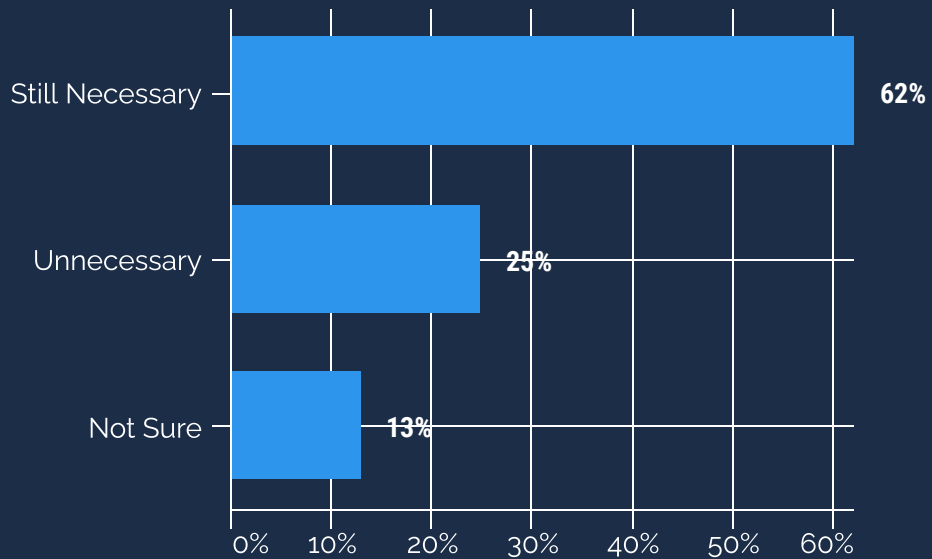
Column %	Republican	Democrat	Non-partisan
Still Necessary	39%	86%	67%
Unnecessary	44%	6%	22%
Not Sure	17%	8%	11%

By GENDER:

Column %	Female	Male
Still Necessary	62%	61%
Unnecessary	23%	30%
Not Sure	15%	9%

Q4: In general, do you think unions are still necessary to protect workers or are unions unnecessary these days?

(CONTINUED)
 Still Necessary: 62%
 Unnecessary: 25%
 Not Sure: 13%



By IDEOLOGY:

Column %	Very Conservative	Somewhat Conservative	Moderate	Liberal
Still Necessary	36%	47%	72%	89%
Unnecessary	49%	34%	18%	2%
Not Sure	15%	19%	10%	7%

By DMA:

Column %	COLUMBIA	BALANCE	KANSAS CITY	SPRINGFIELD	ST. LOUIS
Support	57%	45%	64%	49%	67%
Oppose	25%	38%	25%	34%	21%
Not Sure	18%	17%	11%	17%	12%

DEMOGRAPHICS

DMA	%
Columbia	8%
Kansas City	24%
Springfield	15%
St. Louis	41%
Balance	11%

GENDER	%
Female	53%
Male	47%

IDEOLOGY	%
Very conservative	36%
Somewhat conservative	22%
Moderate	25%
Liberal	17%


Party	%
Republican	47%
Democrat	32%
Non-Partisan	21%

For More Information...



Missouri Scout

Missouri Scout is a private news service covering state politics. For subscription information, contact Dave at dave@moscout.com



REMINGTON RESEARCH GROUP

Remington Research Group is a polling firm that specializes in automated IVR technology. The firm was founded in an effort to provide more reliable and affordable polling for campaigns throughout the country. For more information, contact Titus Bond at tbond@remingtonresearchgroup.com