



Missouri Scout

Powered By:



REMINGTON RESEARCH GROUP

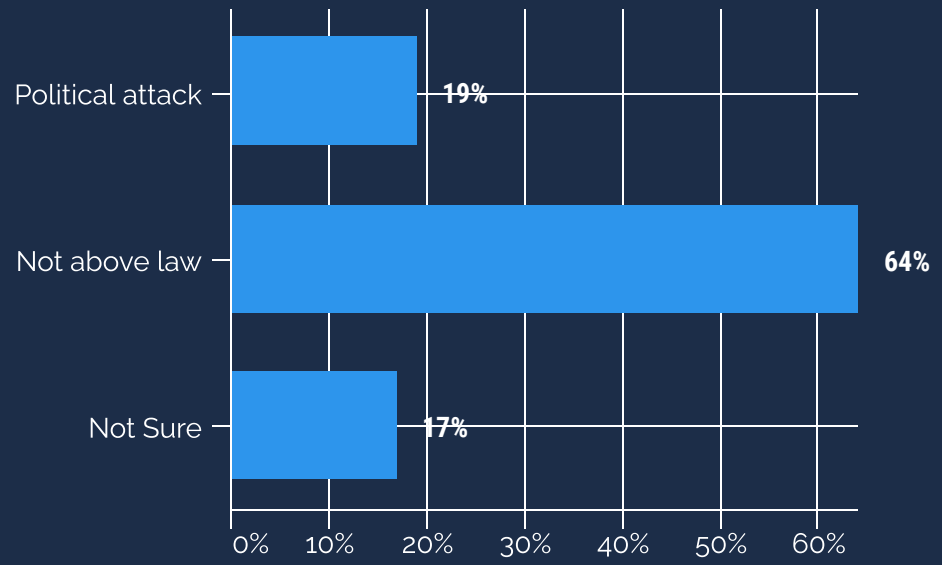
August 2023

Missouri Statewide

Survey conducted August 16 through August 17, 2023. 744 likely 2024 November Election voters participated in the survey. Survey weighted to match expected turnout demographics for the 2024 November Election. Margin of Error is +/-3.5% with a 95% level of confidence. Totals do not always equal 100% due to rounding. Survey conducted by Remington Research Group on behalf of Missouri Scout.

Q1: From what you have heard about Hunter Biden's legal troubles, which best describes your reaction?

Hunter Biden is the target of a political attack: 19%
No one is above the law: 64%
Not sure: 17%



By PARTY:

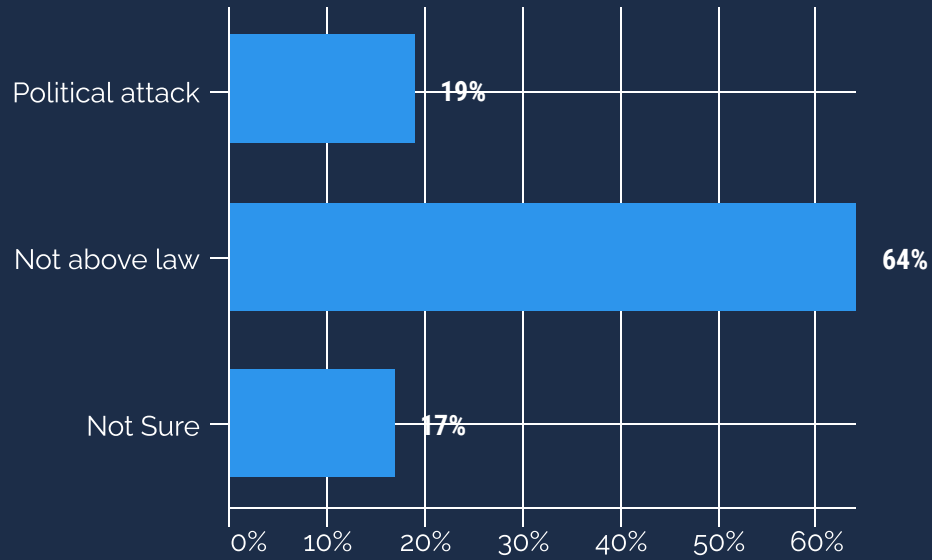
Column %	Republican	Democrat	Non-partisan
Target	8%	36%	17%
Not above law	81%	36%	70%
Not Sure	11%	27%	13%

By GENDER:

Column %	Female	Male
Target	20%	18%
Not above law	60%	70%
Not Sure	20%	12%

Q1: From what you have heard about Hunter Biden's legal troubles, which best describes your reaction?
(Continued)

Hunter Biden is the target of a political attack: 19%
No one is above the law: 64%
Not sure: 17%



By IDEOLOGY:

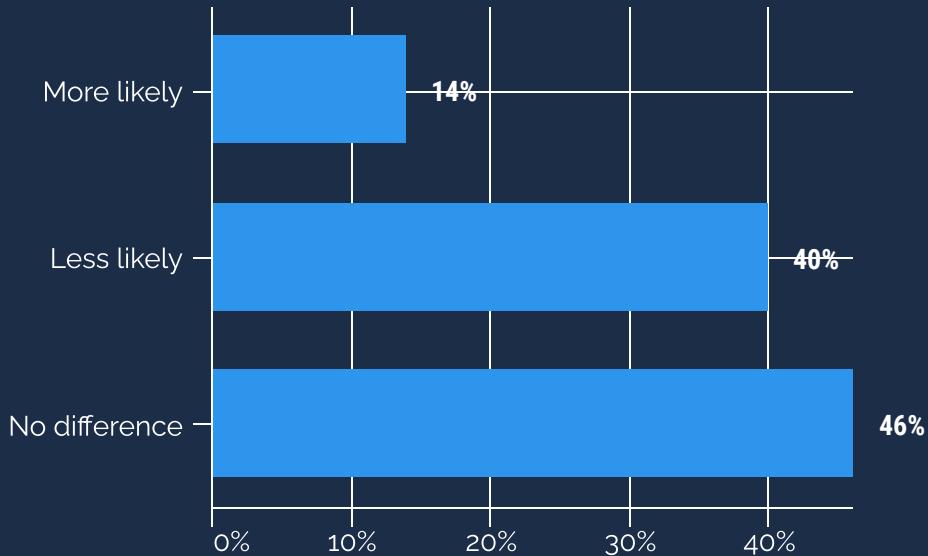
Column %	Very Conservative	Somewhat Conservative	Moderate	Liberal
Target	9%	11%	26%	40%
Not above law	79%	73%	20%	23%
Not Sure	12%	16%	20%	23%

By DMA:

Column %	COLUMBIA	BALANCE	KANSAS CITY	SPRINGFIELD	ST. LOUIS
Target	29%	20%	19%	16%	18%
Not above law	58%	62%	63%	71%	65%
Not Sure	13%	18%	19%	13%	17%

Q2: If Hunter Biden is found guilty, would that make you more likely or less likely to vote for Joe Biden in 2024, or would it make no difference?

It would make me more likely to vote for Joe Biden: 14%
It would make me less likely to vote for Joe Biden: 40%
It would not make a difference: 46%



By PARTY:

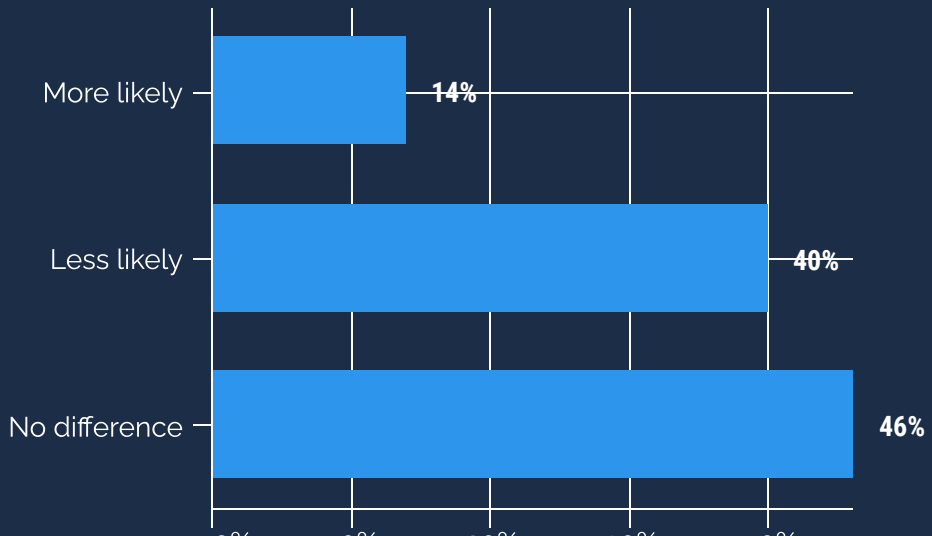
Column %	Republican	Democrat	Non-partisan
More likely	5%	29%	10%
Less likely	58%	15%	37%
Not Sure	36%	56%	54%

By GENDER:

Column %	Female	Male
More likely	16%	11%
Less likely	36%	45%
No difference	49%	44%

Q2: If Hunter Biden is found guilty, would that make you more likely or less likely to vote for Joe Biden in 2024, or would it make no difference? (Continued)

It would make me more likely to vote for Joe Biden: 14%
 It would make me less likely to vote for Joe Biden: 40%
 It would not make a difference: 46%



By IDEOLOGY:

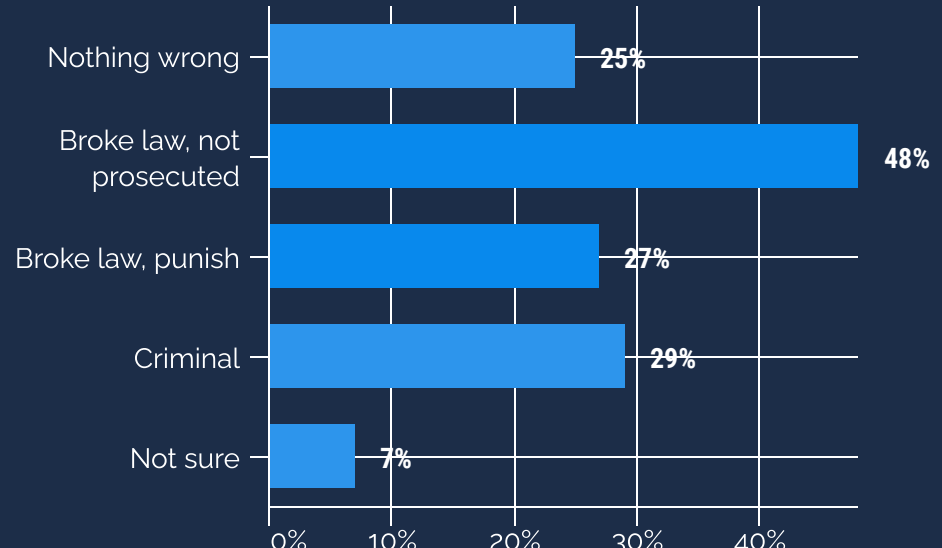
Column %	Very Conservative	Somewhat Conservative	Moderate	Liberal
More likely	6%	11%	19%	25%
Less likely	57%	49%	25%	13%
No difference	36%	40%	56%	62%

By DMA:

Column %	COLUMBIA	Balance	KANSAS CITY	SPRINGFIELD	ST. LOUIS
More likely	11%	13%	15%	13%	14%
Less likely	40%	48%	41%	42%	36%
No difference	49%	39%	45%	45%	49%

Q3: From what you have heard about the various indictments of Donald Trump, which best describes your reaction?

- Trump did nothing wrong: 28%
- Trump may have broken some laws, but he shouldn't be prosecuted: 15%
- Trump may have broken some laws, and if a jury finds him guilty, he should be punished: 21%
- Trump is a criminal: 29%
- Not sure: 7%



By PARTY:

Column %	Republican	Democrat	Non-partisan
Nothing wrong	56%	9%	24%
Broke law, not prosecuted	29%	7%	20%
Broke law, punish	7%	29%	22%
Criminal	2%	49%	24%
Not sure	7%	6%	10%

By GENDER

Column %	Female	Male
Nothing wrong	29%	40%
Broke law, not prosecuted	21%	19%
Broke law, punish	19%	15%
Criminal	24%	20%

Q3: From what you have heard about the various indictments of Donald Trump, which best describes your reaction? (Continued)

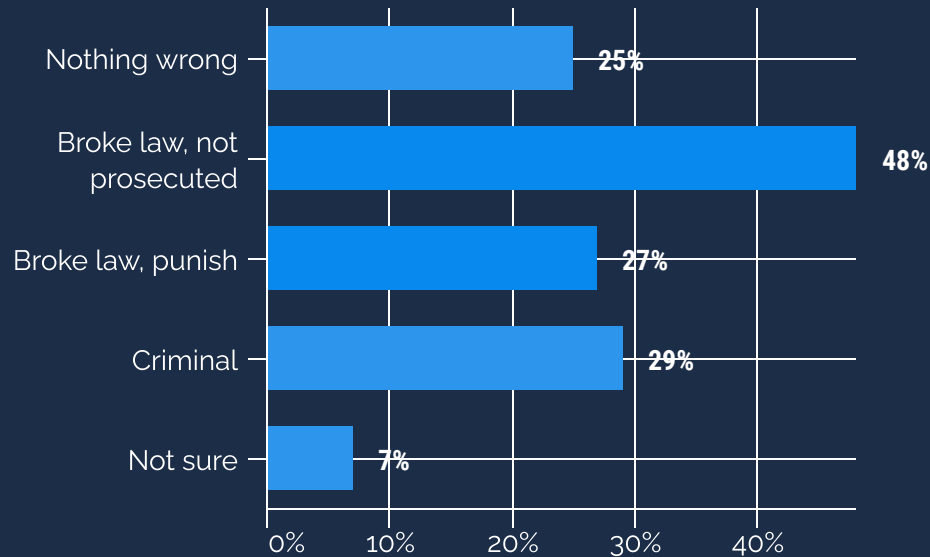
Trump did nothing wrong: 28%

Trump may have broken some laws, but he shouldn't be prosecuted: 15%

Trump may have broken some laws, and if a jury finds him guilty, he should be punished: 21%

Trump is a criminal: 29%

Not sure: 7%



By IDEOLOGY:

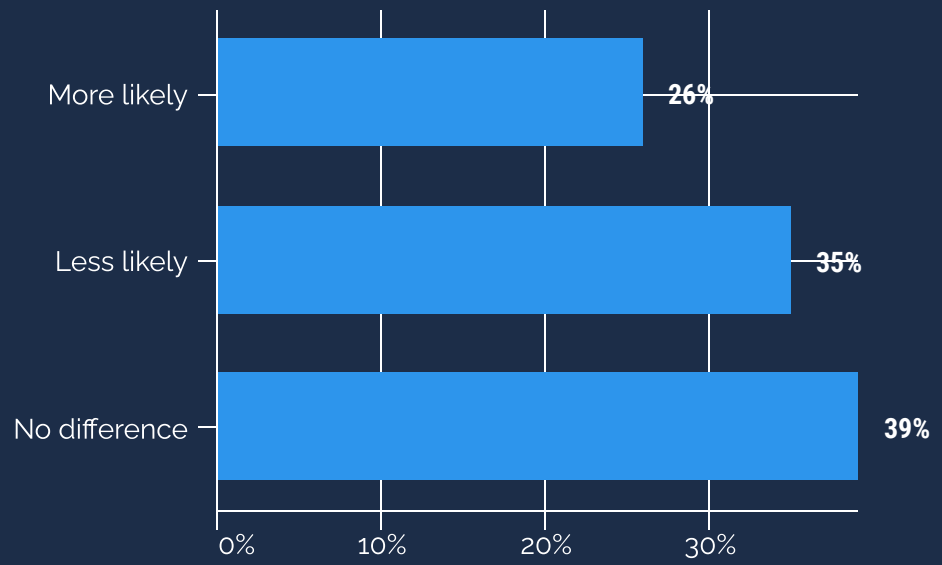
Column %	Very Conservative	Somewhat Conservative	Moderate	Liberal
Nothing wrong	58%	35%	17%	6%
Broke law, not prosecuted	26%	31%	13%	2%
Broke law, punish	6%	18%	28%	23%
Criminal	3%	8%	32%	64%
Not sure	6%	8%	9%	4%

By DMA:

Column%	COLUMBIA	BALANCE	KANSAS CITY	SPRINGFIELD	ST. LOUIS
Nothing wrong	32%	44%	29%	33%	35%
Broke law, not prosecuted	17%	19%	23%	27%	16%
Broke law, punish	24%	10%	18%	18%	17%
Criminal	23%	16%	13%	13%	25%
Not sure	4%	10%	9%	9%	7%

Q4: If Donald Trump is found guilty of illegal acts while trying to overturn the 2020 election, would that make you more likely to vote for Donald Trump, less likely to vote for Donald Trump, or would it make no difference?

It would make me more likely to vote for Donald Trump: 26%
 It would make me less likely to vote for Donald Trump: 35%
 It would make no difference: 39%



By PARTY:

Column %	Republican	Democrat	Non-partisan
More likely	44%	8%	15%
Less likely	12%	66%	40%
No difference	44%	26%	45%

By GENDER:

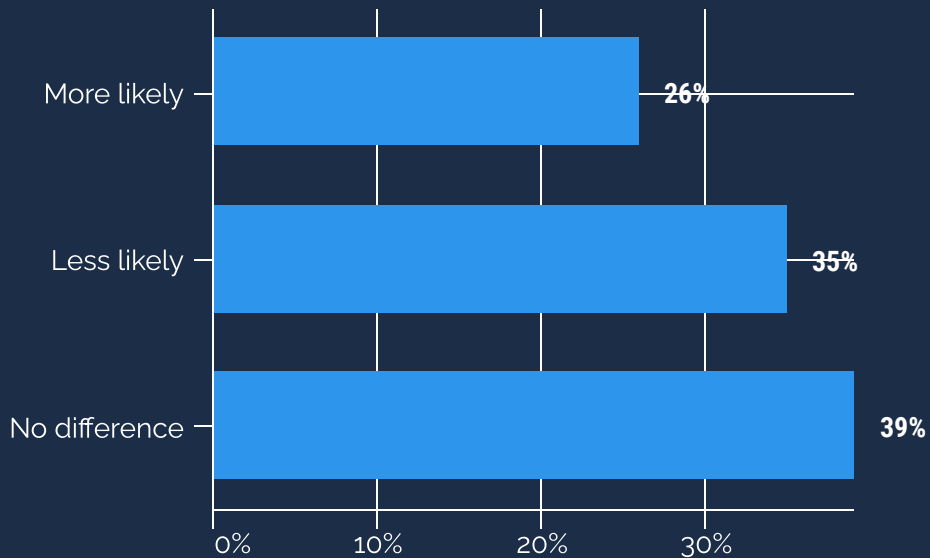
Column %	Female	Male
More likely	25%	28%
Less likely	37%	33%
No difference	38%	39%

Q4: If Donald Trump is found guilty of illegal acts while trying to overturn the 2020 election, would that make you more likely to vote for Donald Trump, less likely to vote for Donald Trump, or would it make no difference?
(Continued)

It would make me more likely to vote for Donald Trump:
26%

It would make me less likely to vote for Donald Trump:
35%

It would make no difference: 39%



By IDEOLOGY:

Column %	Very Conservative	Somewhat Conservative	Moderate	Liberal
More likely	43%	23%	19%	6%
Less likely	12%	29%	56%	61%
No difference	45%	48%	25%	33%

By DMA:

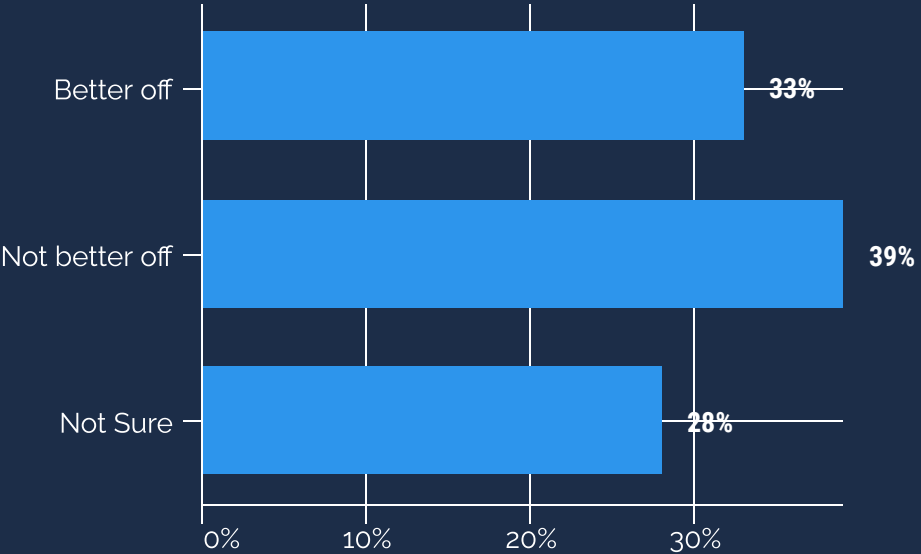
Column %	COLUMBIA	BALANCE	KANSAS CITY	SPRINGFIELD	ST. LOUIS
Support	30%	30%	41%	30%	41%
Oppose	52%	43%	40%	58%	40%
Not Sure	18%	28%	20%	12%	19%

Q5: Would the country be better off if neither Donald Trump nor Joe Biden were presidential nominees in 2024?

Yes, the country would be better off with different nominees: 33%

No, the country would not be better off with different nominees: 39%

Not sure: 28%



By PARTY:

Column %	Republican	Democrat	Non-partisan
Better off	34%	28%	38%
Not better off	44%	36%	34%
Not Sure	22%	36%	28%

By GENDER:

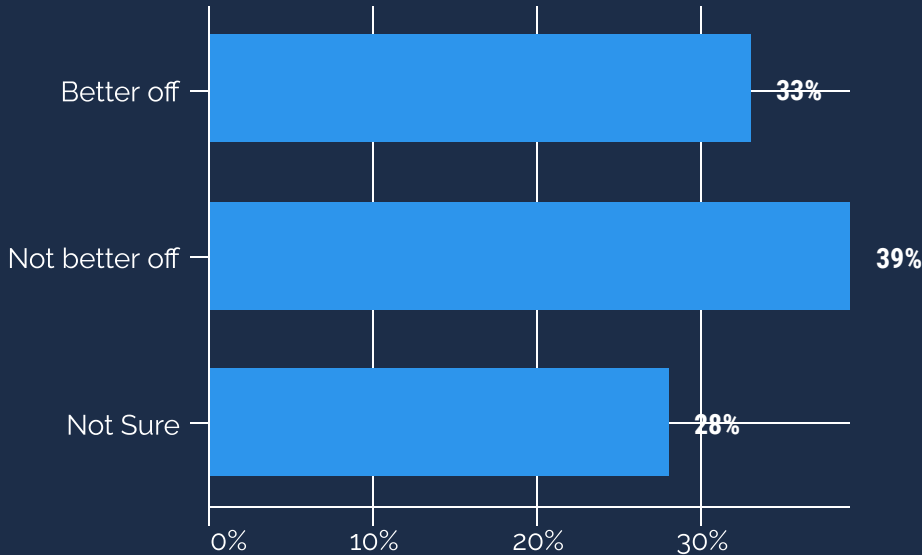
Column %	Female	Male
Better off	31%	36%
Not better off	37%	41%
Not Sure	32%	23%

Q5: Would the country be better off if neither Donald Trump nor Joe Biden were presidential nominees in 2024? (Continued)

Yes, the country would be better off with different nominees: 33%

No, the country would not be better off with different nominees: 39%

Not sure: 28%



By IDEOLOGY:

Column %	Very Conservative	Somewhat Conservative	Moderate	Liberal
Better off	28%	38%	40%	29%
Not better off	52%	32%	30%	36%
Not Sure	20%	31%	31%	45%

By DMA:

Column %	COLUMBIA	BALANCE	KANSAS CITY	SPRINGFIELD	ST. LOUIS
Better off	39%	28%	32%	42%	31%
Not better off	37%	35%	39%	37%	42%
Not Sure	24%	37%	29%	21%	27%

DEMOGRAPHICS

DMA	%
Columbia	8%
Kansas City	24%
Springfield	15%
St. Louis	41%
Balance	11%

GENDER	%
Female	53%
Male	47%

IDEOLOGY	%
Very conservative	36%
Somewhat conservative	22%
Moderate	25%
Liberal	17%

Party	%
Republican	47%
Democrat	32%
Non-Partisan	21%

For More Information...



Missouri Scout

Missouri Scout is a private news service covering state politics. For subscription information, contact Dave at dave@moscout.com



REMINGTON RESEARCH GROUP

Remington Research Group is a polling firm that specializes in automated IVR technology. The firm was founded in an effort to provide more reliable and affordable polling for campaigns throughout the country. For more information, contact Titus Bond at tbond@remingtonresearchgroup.com