



Missouri Scout

Powered By:



REMINGTON RESEARCH GROUP

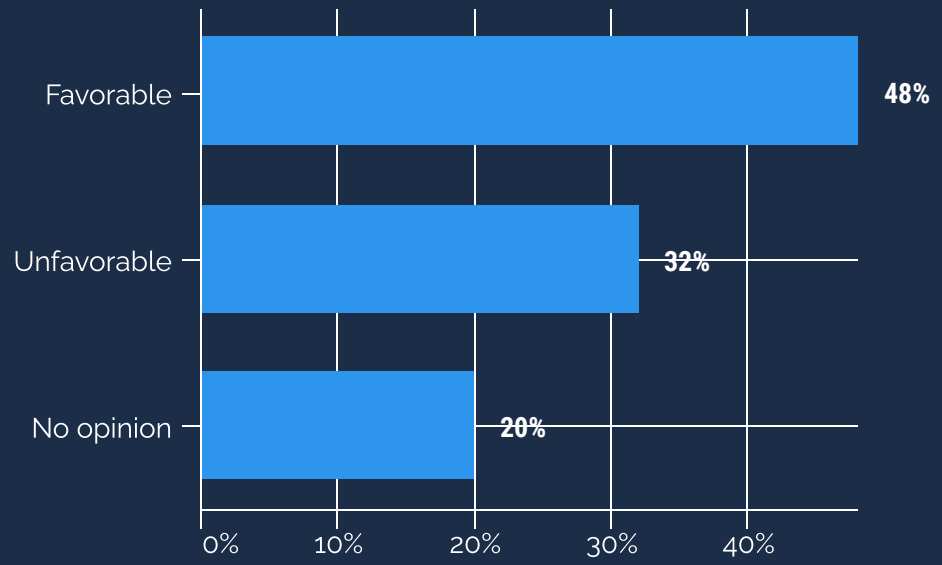
September 2023

Missouri Statewide

Survey conducted September 13 through September 14, 2023. 732 likely 2024 November Election voters participated in the survey. Survey weighted to match expected turnout demographics for the 2024 November Election. Margin of Error is +/-3.8% with a 95% level of confidence. Totals do not always equal 100% due to rounding. Survey conducted by Remington Research Group on behalf of Missouri Scout.

Q1: What is your opinion of Missouri Right to Life?

Favorable: 48%
Unfavorable: 32%
No Opinion: 20%



By PARTY:

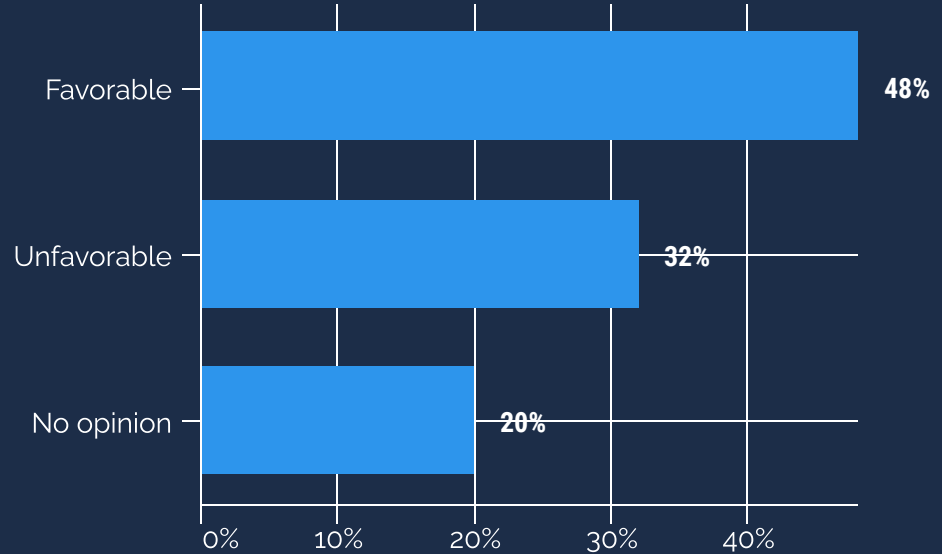
Column %	Republican	Democrat	Non-partisan
Favorable	73%	19%	37%
Unfavorable	10%	62%	37%
No opinion	17%	18%	26%

By GENDER:

Column %	Female	Male
Favorable	46%	51%
Unfavorable	35%	29%
No opinion	19%	20%

Q1: What is your opinion of Missouri Right to Life?
(Continued)

Favorable: 48%
Unfavorable: 32%
No Opinion: 20%



By IDEOLOGY:

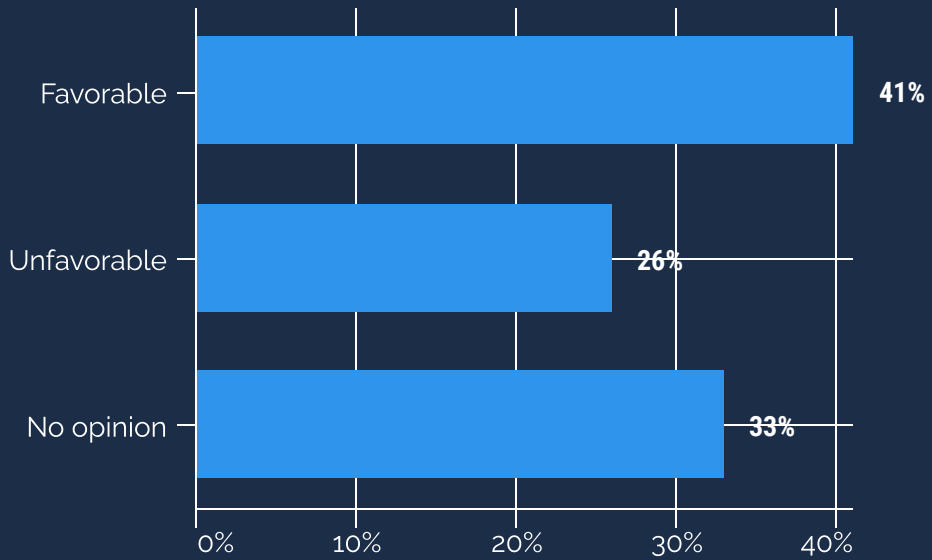
Column %	Very Conservative	Somewhat Conservative	Moderate	Progressive
Favorable	80%	59%	19%	10%
Unfavorable	8%	15%	52%	79%
No opinion	12%	27%	29%	12%

By DMA:

Column %	COLUMBIA	BALANCE	KANSAS CITY	SPRINGFIELD	ST. LOUIS
Yes	33%	54%	47%	34%	38%
No	28%	22%	20%	25%	31%
Not Sure	39%	24%	33%	41%	31%

Q2: What is your opinion of Missouri for Life?

Favorable: 41%
Unfavorable: 26%
No Opinion: 33%



By PARTY:

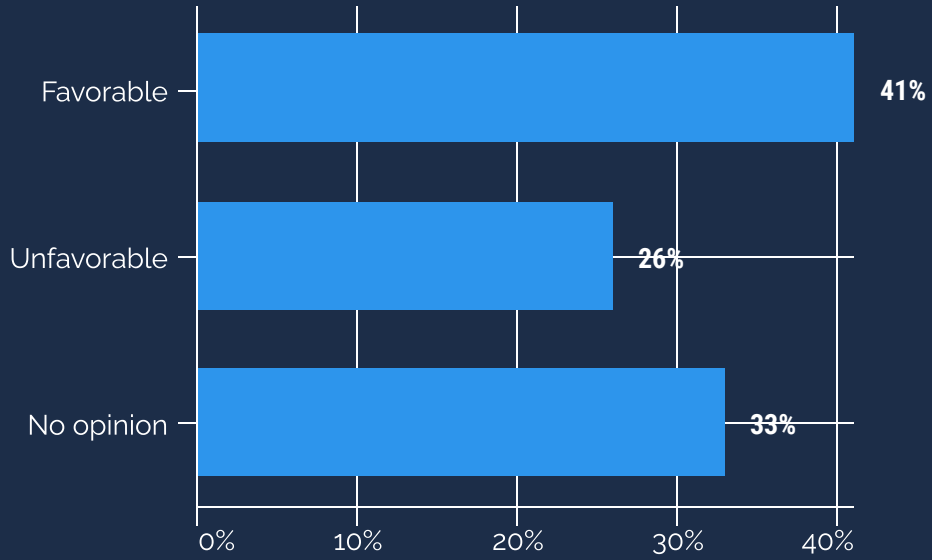
Column %	Republican	Democrat	Non-partisan
Favorable	63%	16%	30%
Unfavorable	7%	50%	32%
No opinion	30%	34%	38%

By GENDER:

Column %	Female	Male
Favorable	39%	43%
Unfavorable	28%	24%
No opinion	33%	32%

Q2: What is your opinion of Missouri for Life? (Continued)

Favorable: 41%
 Unfavorable: 26%
 No Opinion: 33%



By IDEOLOGY:

Column %	Very Conservative	Somewhat Conservative	Moderate	Progressive
Favorable	70%	47%	19%	5%
Unfavorable	6%	12%	40%	66%
No opinion	24%	41%	41%	29%

By DMA:

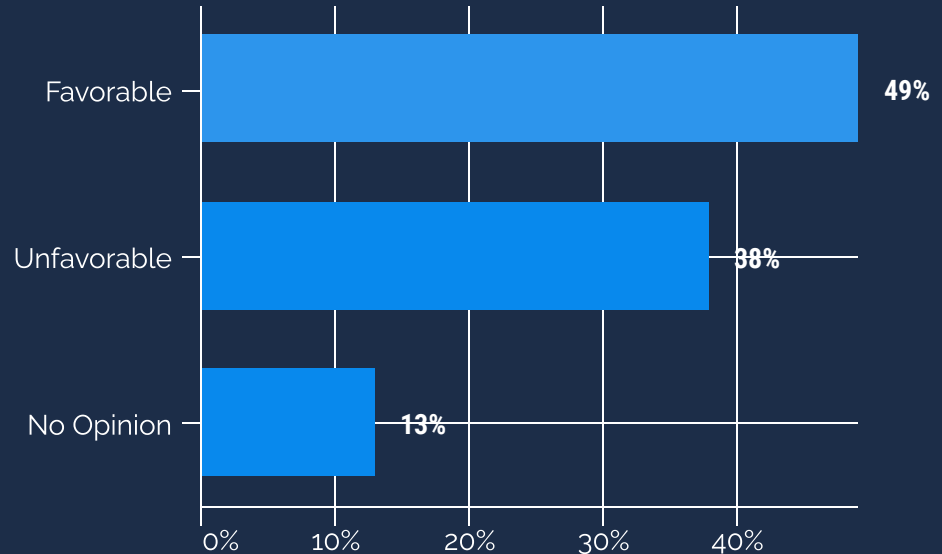
Column %	COLUMBIA	Balance	KANSAS CITY	SPRINGFIELD	ST. LOUIS
Favorable	40%	56%	56%	50%	42%
Unfavorable	32%	26%	30%	29%	37%
No opinion	28%	18%	14%	21%	21%

Q3: What is your opinion of the National Rifle Association?

Favorable: 49%

Unfavorable: 38%

No Opinion: 13%



By PARTY:

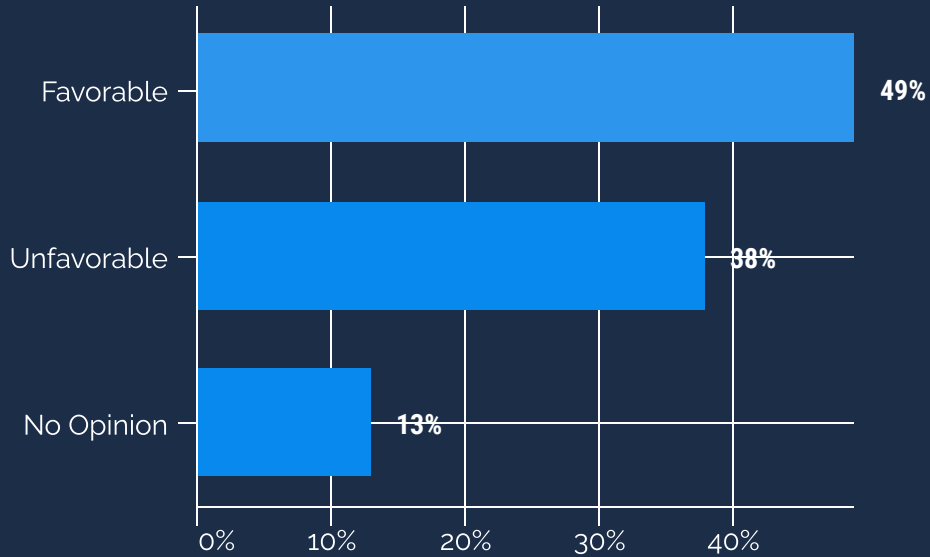
Column %	Republican	Democrat	Non-partisan
Favorable	81%	11%	37%
Unfavorable	9%	77%	46%
No opinion	11%	13%	16%

By GENDER

Column %	Female	Male
Favorable	44%	45%
Unfavorable	43%	33%
No opinion	13%	12%

Q3: What is your opinion of the National Rifle Association?
(Continued)

Favorable: 49%
Unfavorable: 38%
No Opinion: 13%



By IDEOLOGY:

Column %	Very Conservative	Somewhat Conservative	Moderate	Progressive
Favorable	82%	62%	20%	7%
Unfavorable	10%	24%	60%	86%
No opinion	9%	15%	20%	7%

By DMA:

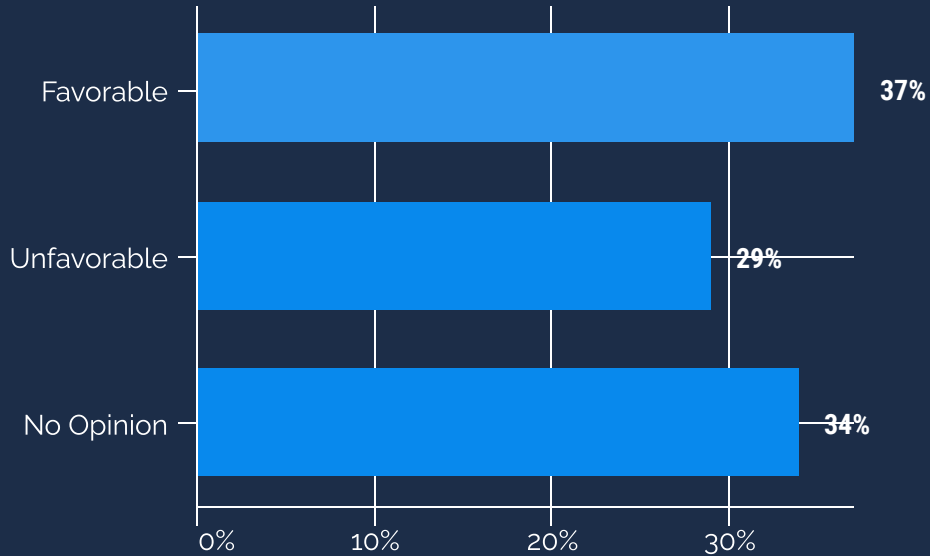
Column%	COLUMBIA	BALANCE	KANSAS CITY	SPRINGFIELD	ST. LOUIS
Favorable	55%	62%	55%	54%	39%
Unfavorable	34%	28%	35%	33%	46%
No opinion	12%	10%	11%	13%	14%

Q4: What is your opinion of the Missouri Firearms Coalition?

Favorable: 37%

Unfavorable: 29%

No Opinion: 34%



By PARTY:

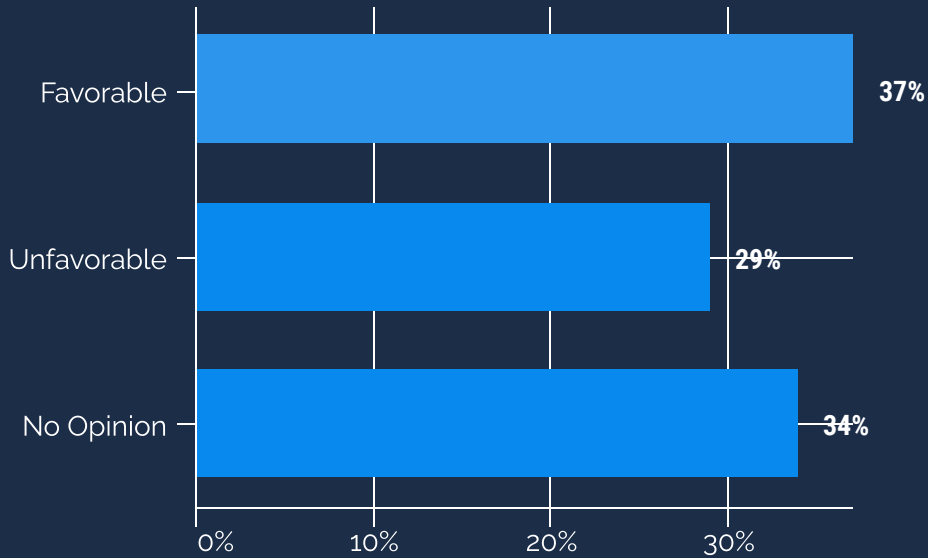
Column %	Republican	Democrat	Non-partisan
Favorable	60%	14%	22%
Unfavorable	8%	55%	37%
No opinion	33%	31%	41%

By GENDER:

Column%	Female	Male
Favorable	33%	41%
Unfavorable	30%	28%
No opinion	37%	31%

Q4: What is your opinion of the Missouri Firearms Coalition?
(Continued)

Favorable: 37%
Unfavorable: 29%
No Opinion: 34%



By IDEOLOGY:

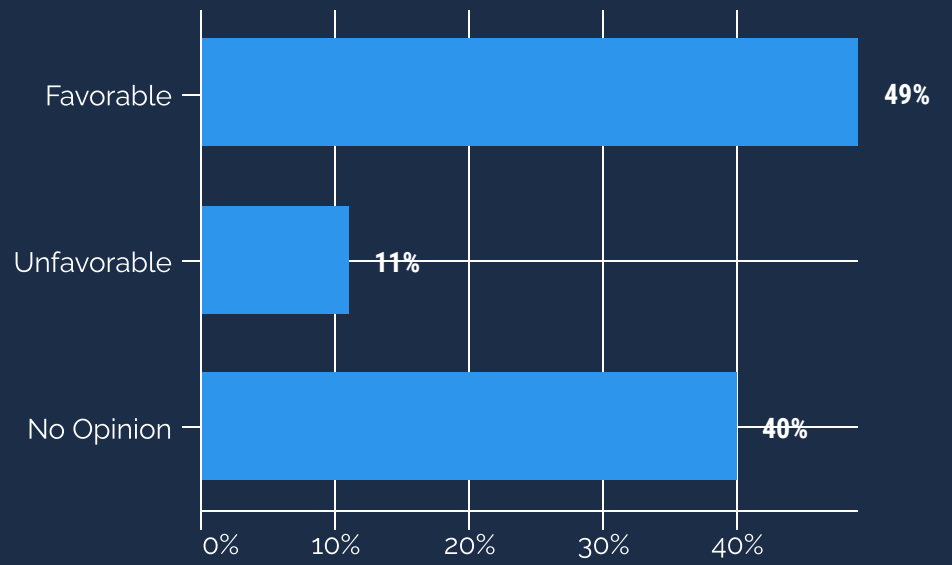
Column %	Very Conservative	Somewhat Conservative	Moderate	Progressive
Favorable	64%	41%	15%	7%
Unfavorable	7%	18%	44%	68%
No opinion	29%	41%	41%	25%

By DMA:

Column%	COLUMBIA	BALANCE	KANSAS CITY	SPRINGFIELD	ST. LOUIS
Favorable	35%	39%	43%	46%	30%
Unfavorable	29%	20%	26%	19%	37%
No opinion	36%	40%	31%	35%	33%

Q5: What is your opinion of the Missouri Farm Bureau?

Favorable: 49%
Unfavorable: 11%
No Opinion: 40%



By PARTY:

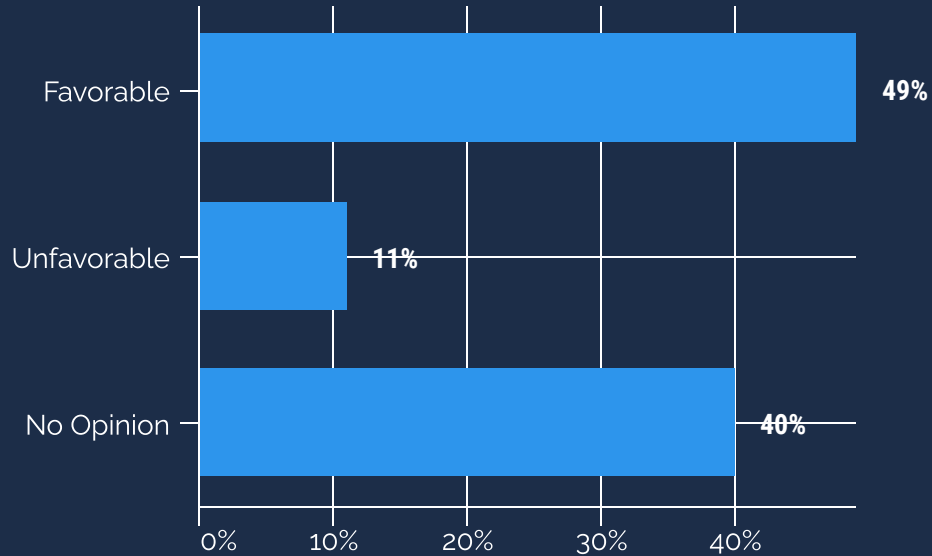
Column %	Republican	Democrat	Non-partisan
Favorable	61%	35%	42%
Unfavorable	6%	16%	13%
No opinion	32%	49%	45%

By GENDER:

Column %	Female	Male
Favorable	48%	49%
Unfavorable	10%	12%
No opinion	42%	39%

Q5: What is your opinion of the Missouri Farm Bureau?
(Continued)

Favorable: 49%
Unfavorable: 11%
No Opinion: 40%



By IDEOLOGY:

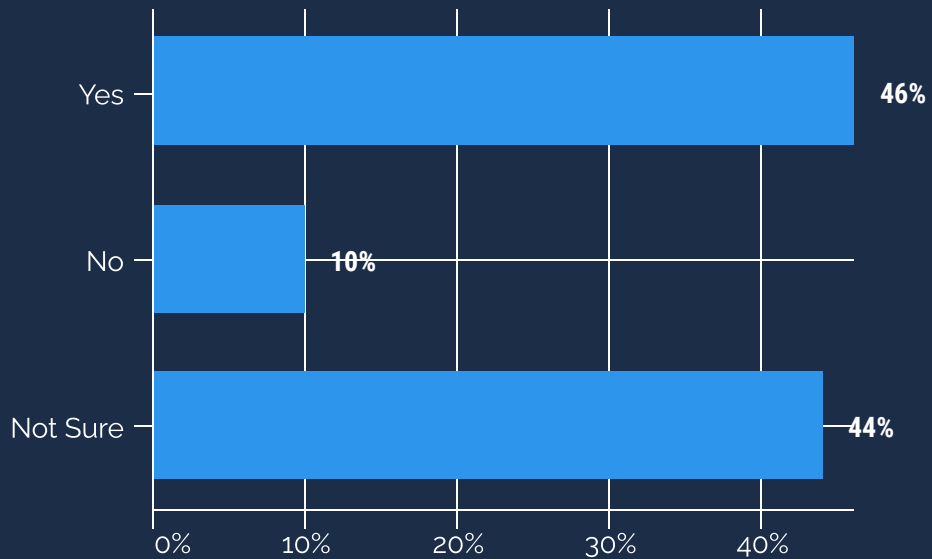
Column %	Very Conservative	Somewhat Conservative	Moderate	Progressive
Favorable	64%	54%	40%	29%
Unfavorable	7%	5%	15%	17%
No opinion	31%	41%	44%	54%

By DMA:

Column %	COLUMBIA	BALANCE	KANSAS CITY	SPRINGFIELD	ST. LOUIS
Favorable	45%	47%	50%	52%	48%
Unfavorable	21%	12%	11%	8%	9%
No opinion	33%	41%	39%	41%	42%

Q6: What is your opinion of the Missouri Cattlemen's Association?

Favorable: 46%
Unfavorable: 10%
No Opinion: 44%



By PARTY:

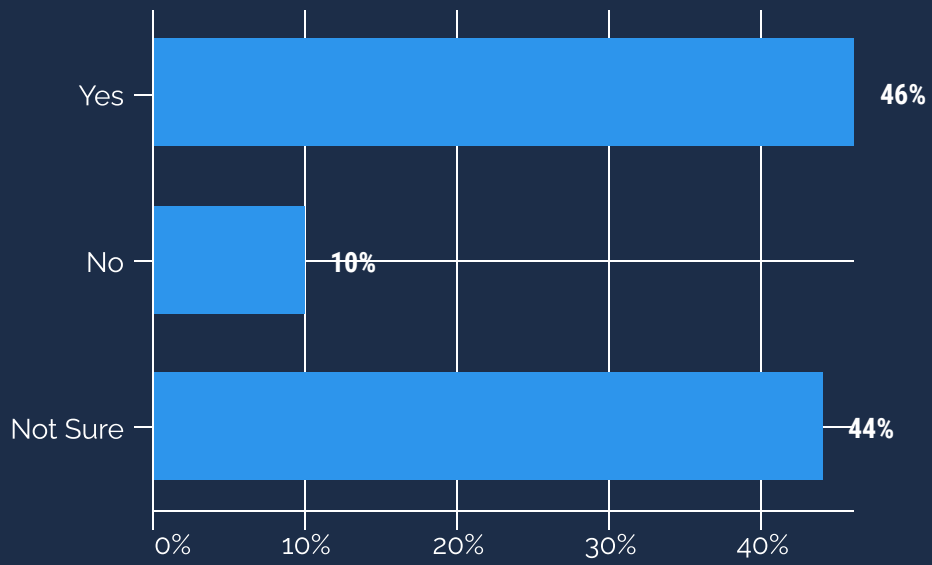
Column %	Republican	Democrat	Non-partisan
Favorable	63%	29%	33%
Unfavorable	6%	15%	12%
No opinion	32%	56%	55%

By GENDER:

Column %	Female	Male
Favorable	45%	47%
Unfavorable	10%	10%
No opinion	46%	43%

Q6: What is your opinion of the Missouri Cattlemen's Association? (Continued)

Favorable: 46%
 Unfavorable: 10%
 No Opinion: 44%



By IDEOLOGY:

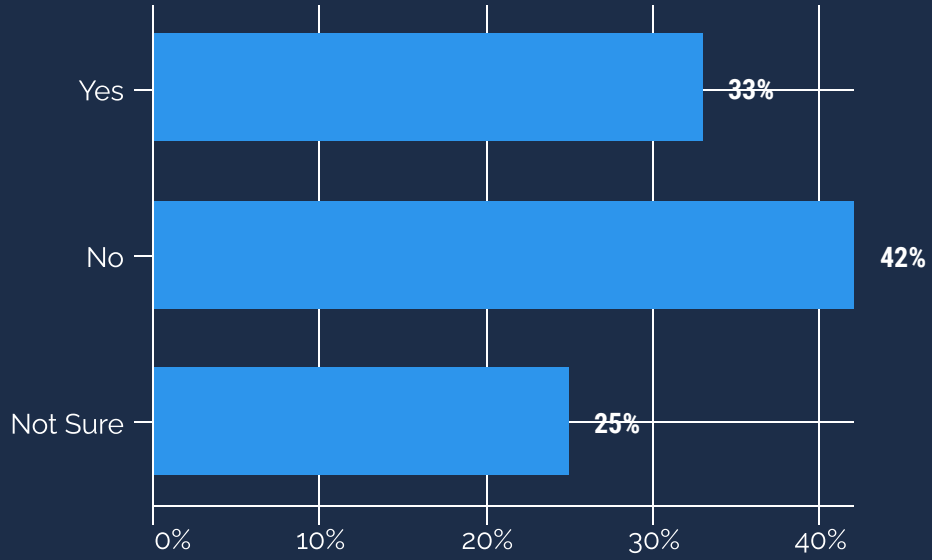
Column %	Very Conservative	Somewhat Conservative	Moderate	Progressive
Favorable	60%	53%	35%	21%
Unfavorable	5%	7%	14%	17%
No opinion	35%	40%	51%	62%

By DMA:

Column %	COLUMBIA	BALANCE	KANSAS CITY	SPRINGFIELD	ST. LOUIS
Favorable	51%	46%	51%	51%	40%
Unfavorable	6%	16%	9%	4%	11%
No opinion	42%	38%	39%	45%	49%

Q7: What is your opinion of the Missouri National Education Association?

Favorable: 33%
 Unfavorable: 42%
 No Opinion: 25%



By PARTY:

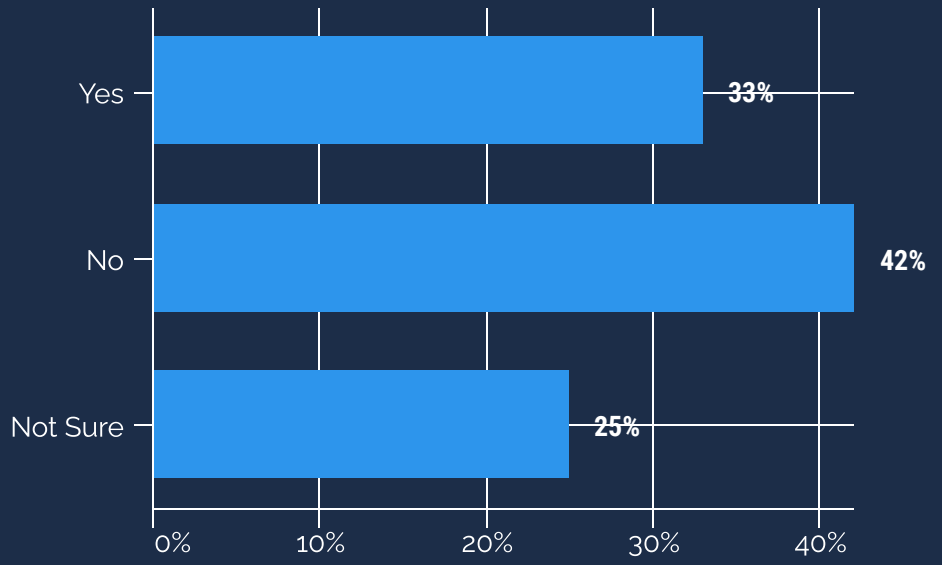
Column %	Republican	Democrat	Non-partisan
Favorable	24%	53%	21%
Unfavorable	51%	19%	57%
No opinion	24%	28%	22%

By GENDER:

Column %	Female	Male
Favorable	37%	29%
Unfavorable	37%	48%
No opinion	27%	23%

Q7: What is your opinion of the Missouri National Education Association? (Continued)

Favorable: 33%
 Unfavorable: 42%
 No Opinion: 25%



By IDEOLOGY:

Column %	Very Conservative	Somewhat Conservative	Moderate	Progressive
Favorable	22%	32%	36%	53%
Unfavorable	55%	47%	33%	21%
No opinion	23%	21%	30%	25%

By DMA:

Column %	COLUMBIA	BALANCE	KANSAS CITY	SPRINGFIELD	ST. LOUIS
Favorable	51%	46%	51%	51%	40%
Unfavorable	6%	16%	9%	4%	11%
No opinion	42%	38%	39%	45%	49%

DEMOGRAPHICS

DMA	%
Columbia	8%
Kansas City	24%
Springfield	15%
St. Louis	41%
Balance	11%

GENDER	%
Female	53%
Male	47%

IDEOLOGY	%
Very conservative	36%
Somewhat conservative	22%
Moderate	25%
Liberal	17%


Party	%
Republican	47%
Democrat	32%
Non-Partisan	21%

For More Information...



Missouri Scout

Missouri Scout is a private news service covering state politics. For subscription information, contact Dave at dave@moscout.com



REMINGTON RESEARCH GROUP

Remington Research Group is a polling firm that specializes in automated IVR technology. The firm was founded in an effort to provide more reliable and affordable polling for campaigns throughout the country. For more information, contact Titus Bond at tbond@remingtonresearchgroup.com