



Missouri Scout

Powered By:



REMINGTON RESEARCH GROUP

October 2023

Missouri Statewide

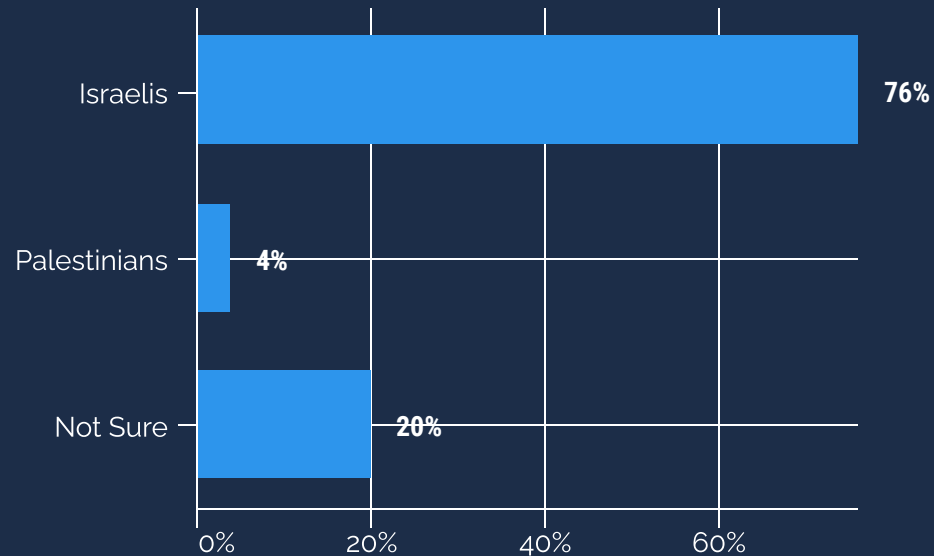
Survey conducted October 11 through October 12, 2023. 806 likely 2024 November Election voters participated in the survey. Survey weighted to match expected turnout demographics for the 2024 November Election. Margin of Error is +/-3.6% with a 95% level of confidence. Totals do not always equal 100% due to rounding. Survey conducted by Remington Research Group on behalf of Missouri Scout.

Q1: Thinking about the war breaking out in the Middle East; are you more sympathetic to the Israelis; OR; are you more sympathetic to the Palestinians?

Israelis: 76%

Palestinians: 4%

Not sure: 20%



By PARTY:

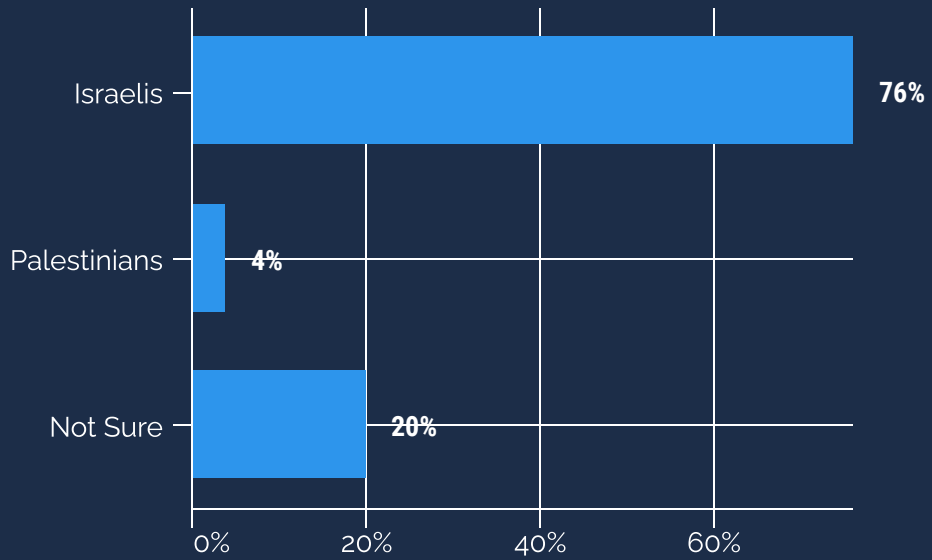
Column %	Republican	Democrat	Non-Partisan	Progressive
Israelis	87%	67%	64%	21%
Palestinians	2%	6%	6%	7%
Not Sure	11%	27%	30%	16%

By GENDER:

Column %	Female	Male
Israelis	76%	76%
Palestinians	4%	3%
Not Sure	20%	21%

Q1: Thinking about the war breaking out in the Middle East; are you more sympathetic to the Israelis; OR; are you more sympathetic to the Palestinians?

Israelis: 76%
 Palestinians: 4%
 Not sure: 20%



By IDEOLOGY:

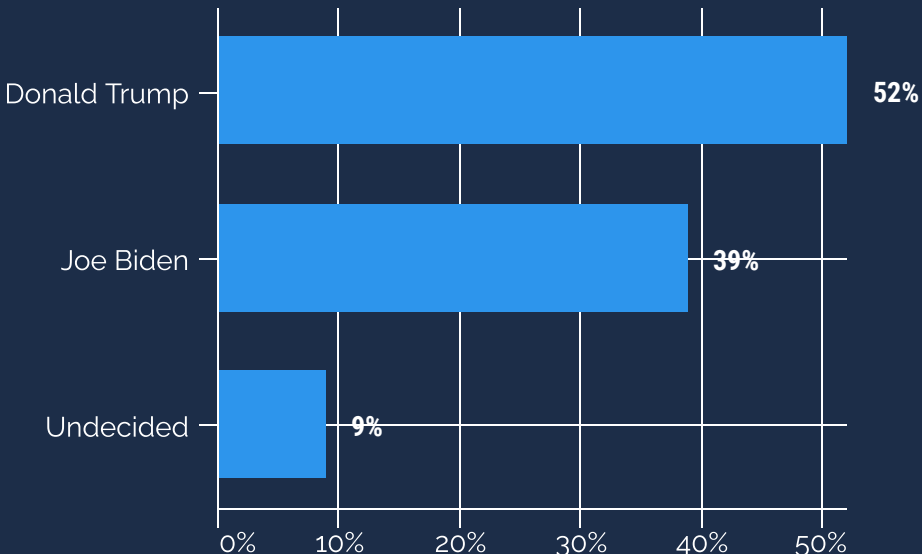
Column %	Very Conservative	Somewhat Conservative	Moderate	Progressive
Israelis	88%	80%	68%	56%
Palestinians	1%	3%	3%	12%
Not Sure	10%	17%	29%	32%

By DMA:

Column %	COLUMBIA	BALANCE	KANSAS CITY	SPRINGFIELD	ST. LOUIS
Israelis	79%	80%	77%	78%	73%
Palestinians	3%	2%	5%	5%	4%
Not Sure	19%	19%	18%	17%	24%

Q2: If the candidates for President were the Republican Donald Trump and the Democrat Joe Biden, for whom would you vote?

Donald Trump: 52%
Joe Biden: 39%
Undecided: 9%



By PARTY:

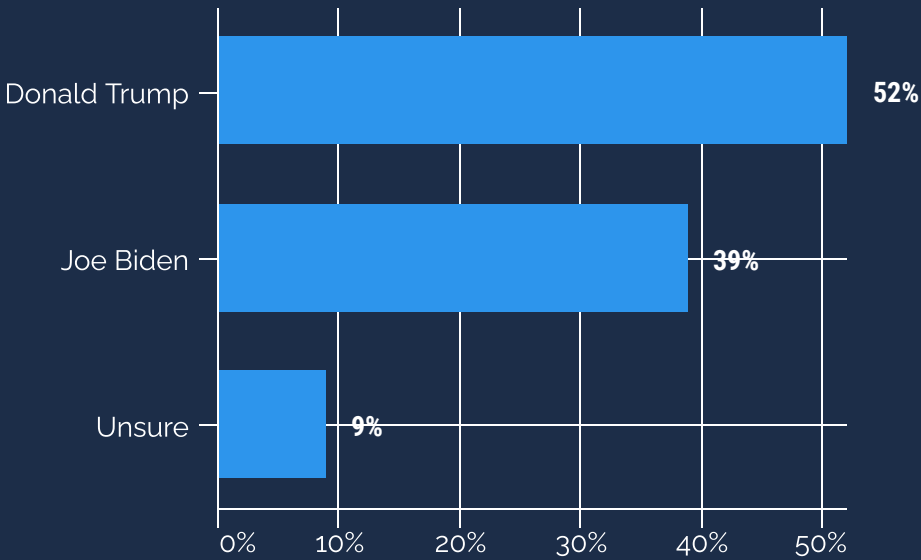
Column %	Republican	Democrat	Non-Partisan
Donald Trump	91%	6%	35%
Joe Biden	2%	90%	43%
Unsure	7%	3%	22%

By GENDER:

Column %	Female	Male
Donald Trump	50%	54%
Joe Biden	41%	36%
Unsure	9%	9%

Q2: If the candidates for President were the Republican Donald Trump and the Democrat Joe Biden, for whom would you vote?

Donald Trump: 52%
 Joe Biden: 39%
 Undecided: 9%



By IDEOLOGY:

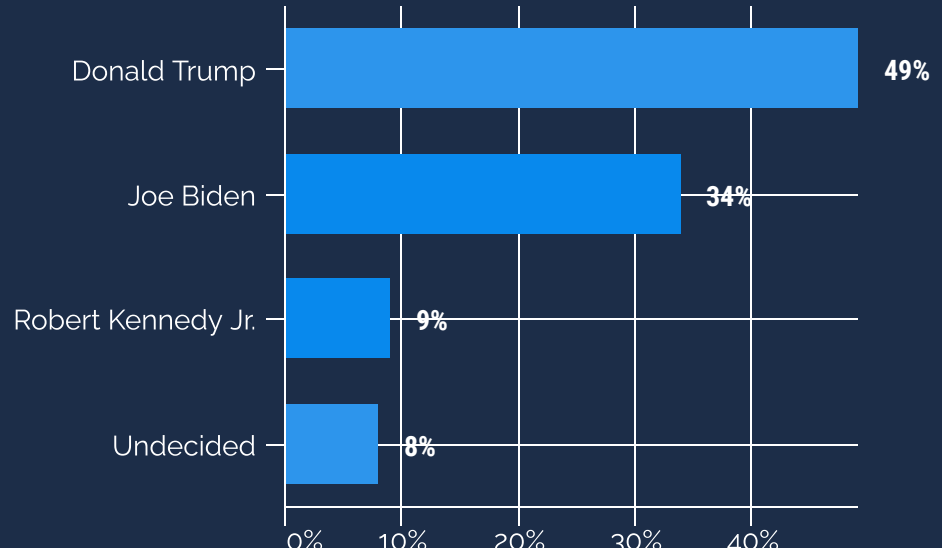
Column %	Very Conservative	Somewhat Conservative	Moderate	Progressive
Donald Trump	86%	66%	24%	4%
Joe Biden	8%	20%	63%	95%
Unsure	6%	14%	13%	2%

By DMA:

Column %	COLUMBIA	BALANCE	KANSAS CITY	SPRINGFIELD	ST. LOUIS
Donald Trump	49%	62%	53%	57%	48%
Joe Biden	41%	27%	39%	35%	44%
Unsure	10%	11%	9%	9%	9%

Q3: If the candidates for President were Republican Donald Trump, Democrat Joe Biden, and Independent Robert Kennedy Jr., for whom would you vote?

Donald Trump: 49%
 Joe Biden: 34%
 Robert Kennedy Jr: 9%
 Undecided: 8%



By PARTY:

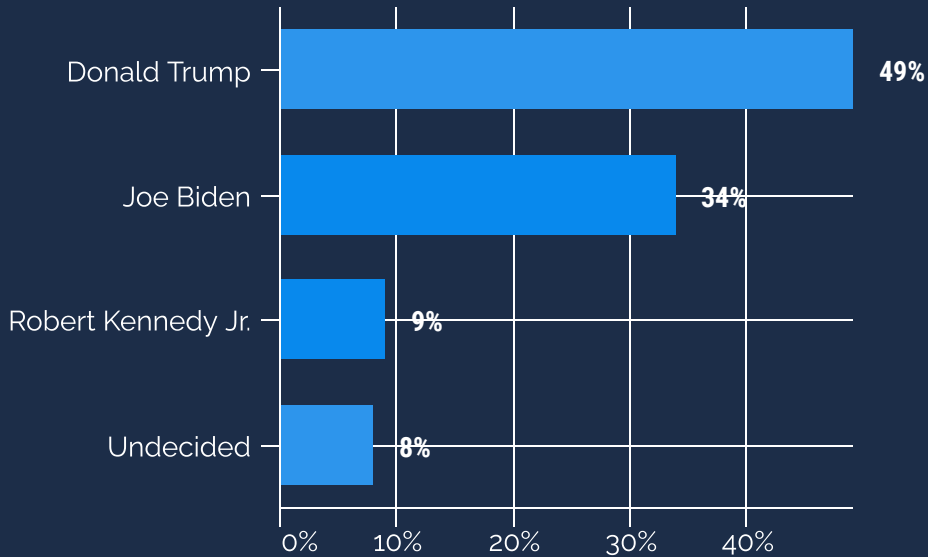
Column %	Republican	Democrat	Non-Partisan
Donald Trump	86%	5%	31%
Joe Biden	3%	77%	37%
Robert Kennedy Jr.	6%	11%	15%
Undecided	5%	7%	16%

By GENDER

Column %	Female	Male
Donald Trump	46%	51%
Joe Biden	35%	32%
Robert Kennedy Jr.	8%	11%
Undecided	10%	5%

Q3: If the candidates for President were Republican Donald Trump, Democrat Joe Biden, and Independent Robert Kennedy Jr., for whom would you vote?

Donald Trump: 49%
 Joe Biden: 34%
 Robert Kennedy Jr.: 9%
 Undecided: 8%



By IDEOLOGY:

Column %	Very Conservative	Somewhat Conservative	Moderate	Progressive
Donald Trump	84%	60%	19%	3%
Joe Biden	6%	16%	54%	87%
Robert Kennedy Jr.	5%	12%	18%	4%
Undecided	5%	12%	10%	6%

By DMA:

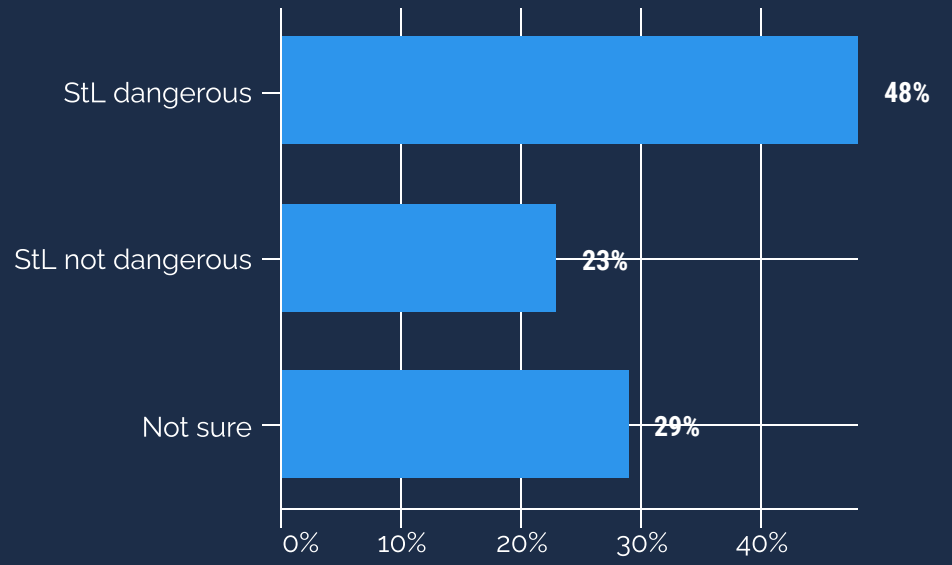
Column%	COLUMBIA	BALANCE	KANSAS CITY	SPRINGFIELD	ST. LOUIS
Donald Trump	45%	63%	48%	55%	44%
Joe Biden	37%	20%	34%	31%	38%
Robert Kennedy Jr.	10%	10%	10%	7%	10%
Undecided	8%	8%	9%	7%	8%

Q4: The City of St. Louis was recently named the most dangerous city in the United States. In your opinion, is that reputation warranted?

Yes, St. Louis truly is a very dangerous place: 48%

No, St. Louis is not a dangerous place: 23%

Not sure: 29%



By PARTY:

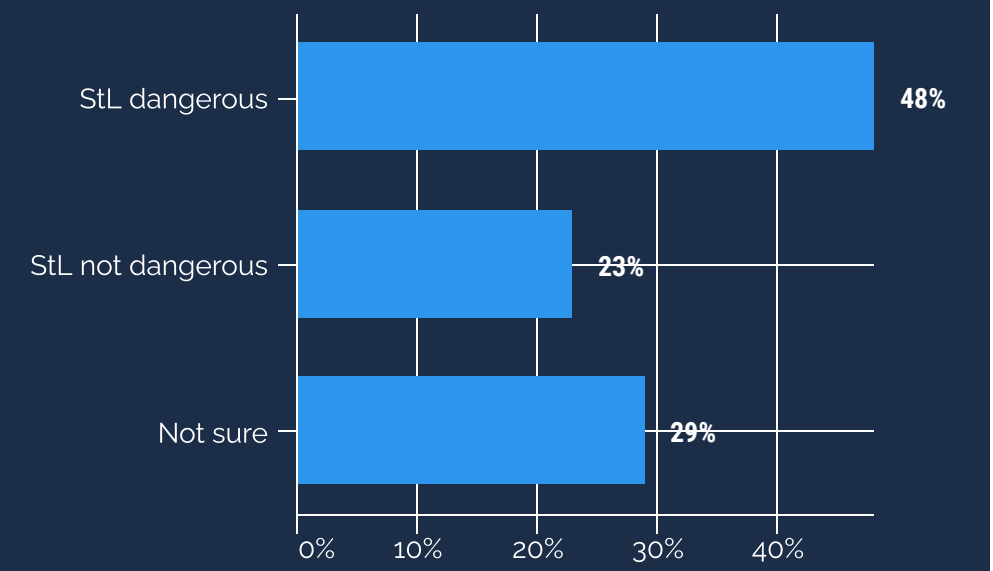
Column %	Republican	Democrat	Non-Partisan
StL dangerous	61%	27%	50%
StL not dangerous	15%	32%	25%
Not sure	24%	41%	25%

By GENDER:

Column %	Female	Male
StL dangerous	41%	55%
StL not dangerous	24%	22%
Not sure	35%	23%

Q4: The City of St. Louis was recently named the most dangerous city in the United States. In your opinion, is that reputation warranted?

Yes, St. Louis truly is a very dangerous place: 48%
 No, St. Louis is not a dangerous place: 23%
 Not sure: 29%



By IDEOLOGY:

Column %	Very Conservative	Somewhat Conservative	Moderate	Progressive
StL dangerous	65%	50%	38%	22%
StL not dangerous	14%	18%	29%	39%
Not sure	21%	33%	34%	38%

By DMA:

Column %	COLUMBIA	BALANCE	KANSAS CITY	SPRINGFIELD	ST. LOUIS
StL dangerous	43%	51%	37%	41%	57%
StL not dangerous	30%	22%	20%	18%	25%
Not sure	27%	28%	43%	41%	18%

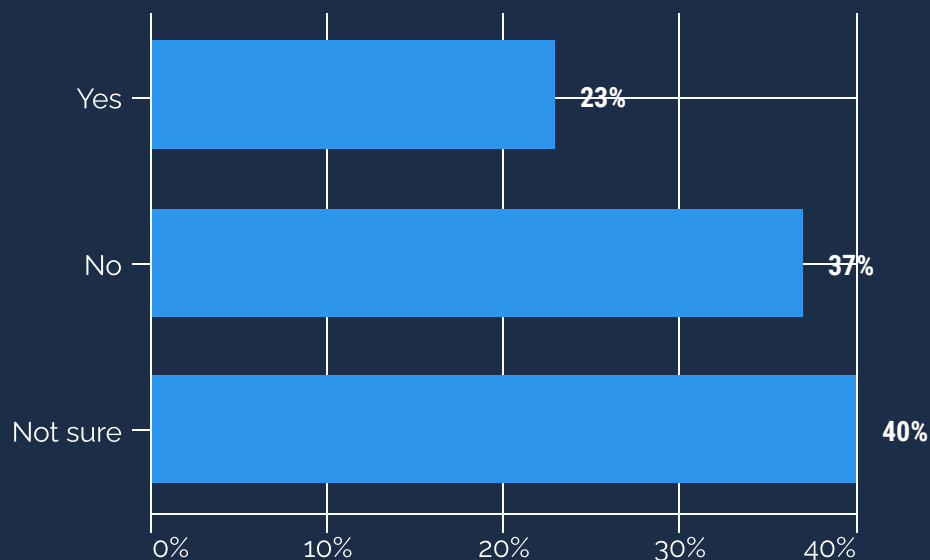
Q5: Instead of a flat rate for electricity, some cities have time of use rates. Residents pay more during high-usage hours and less for power they use at other times.

Generally speaking, do you think time of use rates are a good thing?

Yes, they are a good thing: 23%

No, they are not a good thing: 37%

Not sure: 40%



By PARTY:

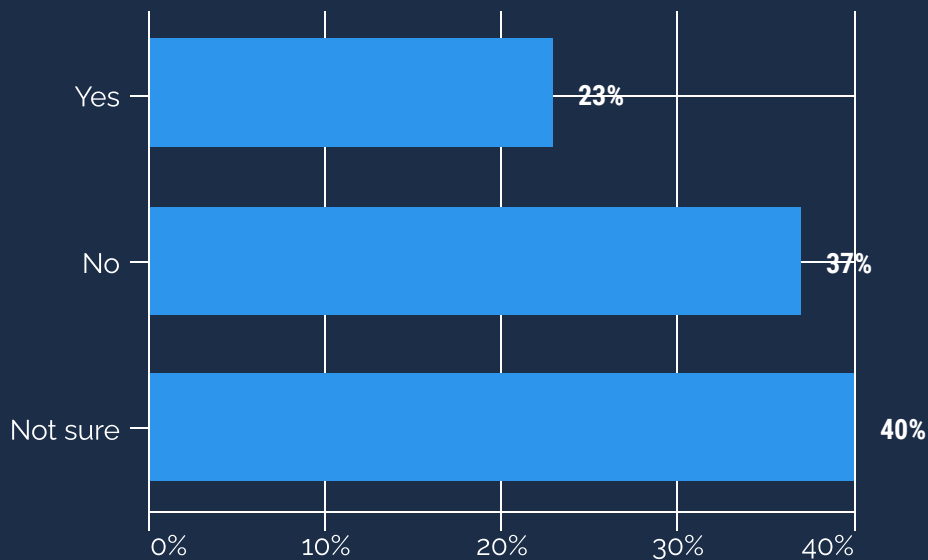
Column %	Republican	Democrat	Non-Partisan
Yes	23%	25%	22%
No	40%	32%	37%
Not sure	37%	43%	41%

By GENDER:

Column %	Female	Male
Yes	25%	21%
No	34%	40%
Not sure	40%	39%

Q5: Instead of a flat rate for electricity, some cities have time of use rates. Residents pay more during high-usage hours and less for power they use at other times. Generally speaking, do you think time of use rates are a good thing?

Yes, they are a good thing: 23%
 No, they are not a good thing: 37%
 Not sure: 40%



By IDEOLOGY:

Column %	Very Conservative	Somewhat Conservative	Moderate	Progressive
Yes	20%	29%	19%	29%
No	40%	35%	40%	30%
Not sure	40%	36%	41%	41%

By DMA:

Column %	COLUMBIA	BALANCE	KANSAS CITY	SPRINGFIELD	ST. LOUIS
Yes	14%	22%	22%	20%	28%
No	40%	43%	44%	40%	29%
Not sure	46%	36%	34%	40%	43%

DEMOGRAPHICS

DMA	%
Columbia	8%
Kansas City	24%
Springfield	15%
St. Louis	41%
Balance	11%

GENDER	%
Female	53%
Male	47%

IDEOLOGY	%
Very conservative	36%
Somewhat conservative	22%
Moderate	25%
Progressive	17%

Party	%
Republican	47%
Democrat	32%
Non-Partisan	21%

For More Information...



Missouri Scout

Missouri Scout is a private news service covering state politics. For subscription information, contact Dave at dave@moscout.com



REMINGTON RESEARCH GROUP

Remington Research Group is a polling firm that specializes in automated IVR technology. The firm was founded in an effort to provide more reliable and affordable polling for campaigns throughout the country. For more information, contact Titus Bond at tbond@remingtonresearchgroup.com