



Missouri Scout

Powered By:



REMINGTON RESEARCH GROUP

March 2024

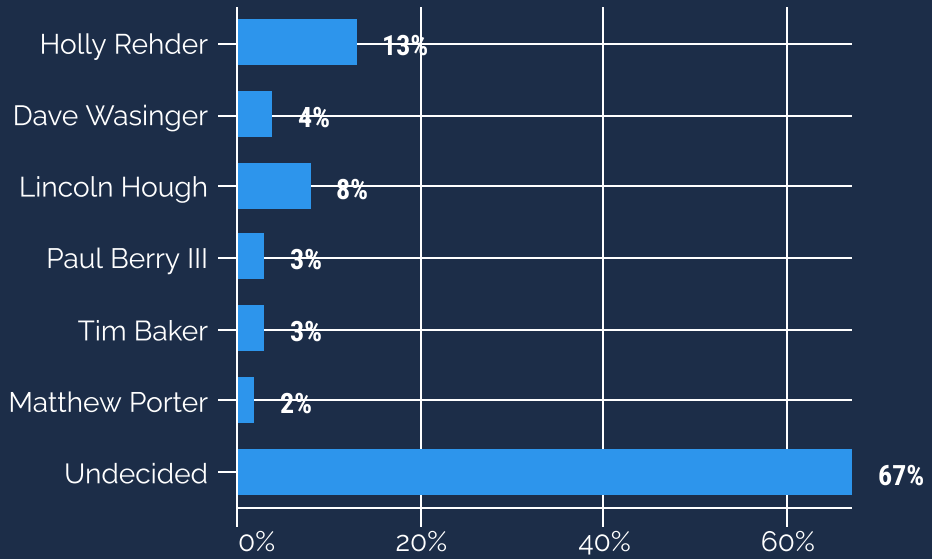
Missouri Statewide

Survey conducted March 27 through March 29, 2024. 527 likely 2024 Republican Primary Election voters participated in the survey. Survey weighted to match expected turnout demographics for the 2024 Republican Primary Election.

Margin of Error is +/-4% with a 95% level of confidence. Totals do not always equal 100% due to rounding. Survey conducted by Remington Research Group on behalf of Missouri Scout.

Q1: Candidates in the Republican Primary for Lieutenant Governor are Holly Rehder, Dave Wasinger, Lincoln Hough, Paul Berry III, Tim Baker, and Matthew Porter. If the primary were held today, for whom would you vote?

Holly Rehder: 13%
 Dave Wasinger: 4%
 Lincoln Hough: 8%
 Paul Berry III: 3%
 Tim Baker: 3%
 Matthew Porter: 2%
 Undecided: 67%



By TYPE OF GOP:

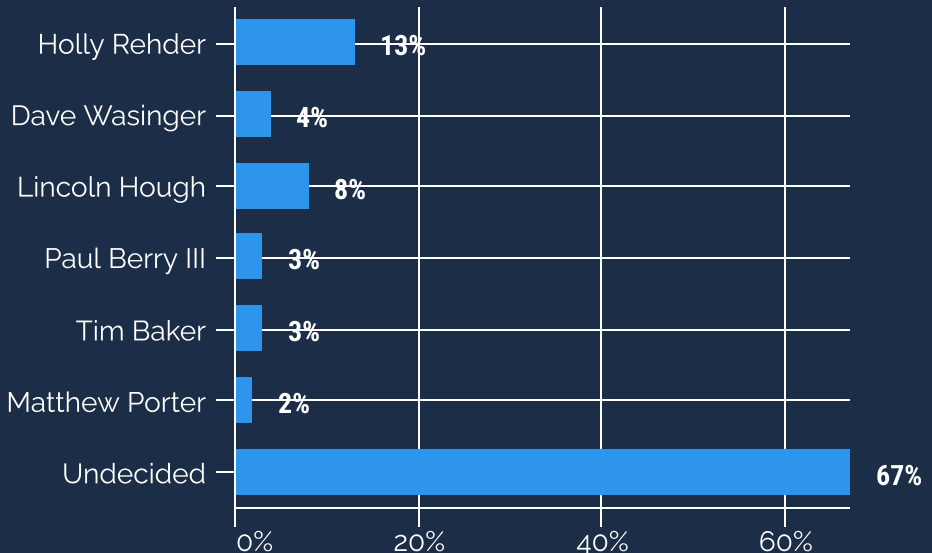
Column %	Traditional	Evangelical	Trump	Other
Holly Rehder	15%	9%	14%	9%
Dave Wasinger	7%	4%	3%	1%
Lincoln Hough	10%	10%	7%	5%
Paul Berry III	2%	6%	4%	1%
Tim Baker	4%	1%	3%	3%
Matthew Porter	1%	3%	2%	4%
Undecided	61%	68%	67%	77%

By GENDER:

Column %	Female	Male
Holly Rehder	11%	14%
Dave Wasinger	3%	5%
Lincoln Hough	5%	10%
Paul Berry III	2%	4%
Tim Baker	4%	2%
Matthew Porter	1%	3%
Undecided	74%	61%

Q1: Candidates in the Republican Primary for Lieutenant Governor are Holly Rehder, Dave Wasinger, Lincoln Hough, Paul Berry III, Tim Baker, and Matthew Porter. If the primary were held today, for whom would you vote? (continued)

Holly Rehder: 13%
 Dave Wasinger: 4%
 Lincoln Hough: 8%
 Paul Berry III: 3%
 Tim Baker: 3%
 Matthew Porter: 2%
 Undecided: 67%



By IDEOLOGY:

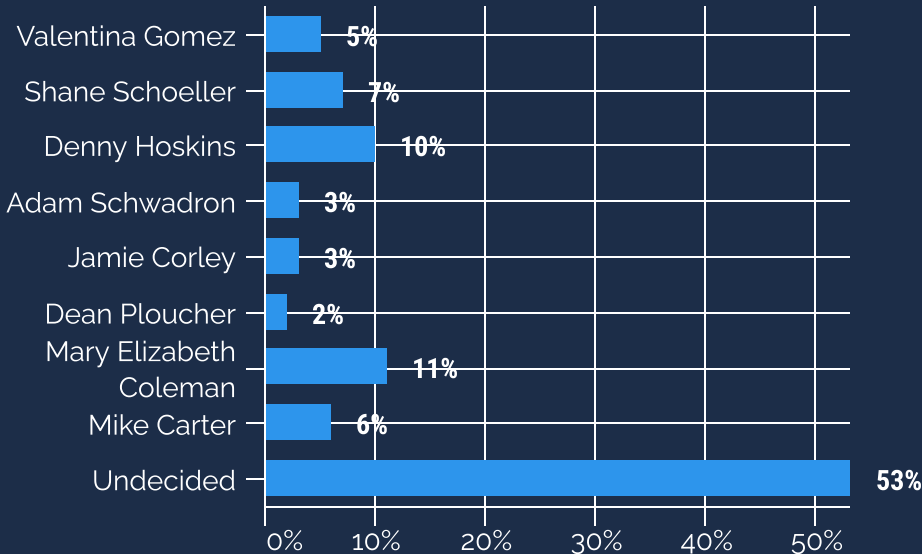
Column %	Very Conservative	Somewhat Conservative	Moderate
Holly Rehder	13%	11%	14%
Dave Wasinger	4%	4%	5%
Lincoln Hough	7%	8%	9%
Paul Berry III	4%	4%	1%
Tim Baker	2%	2%	7%
Matthew Porter	2%	3%	0%
Undecided	68%	68%	65%

By DMA:

Column %	COLUMBIA	KANSAS CITY	SPRINGFIELD	ST. LOUIS	BALANCE
Holly Rehder	8%	14%	11%	10%	24%
Dave Wasinger	8%	2%	3%	4%	5%
Lincoln Hough	10%	3%	18%	6%	6%
Paul Berry III	7%	2%	3%	3%	1%
Tim Baker	3%	1%	3%	3%	6%
Matthew Porter	2%	6%	2%	1%	1%
Undecided	63%	74%	60%	72%	58%

Q2: Candidates in the Republican Primary for State Treasurer are Valentina Gomez, Shane Schoeller, Denny Hoskins, Adam Schwadron, Jamie Corley, Dean Ploucher, Mary Elizabeth Coleman, and Mike Carter. If the primary were held today, for whom would you vote?

Valentina Gomez: 5%
 Shane Schoeller: 7%
 Denny Hoskins: 10%
 Adam Schwadron: 3%
 Jamie Corley: 3%
 Dean Ploucher: 2%
 Mary Elizabeth Coleman: 11%
 Mike Carter: 6%
 Undecided: 53%

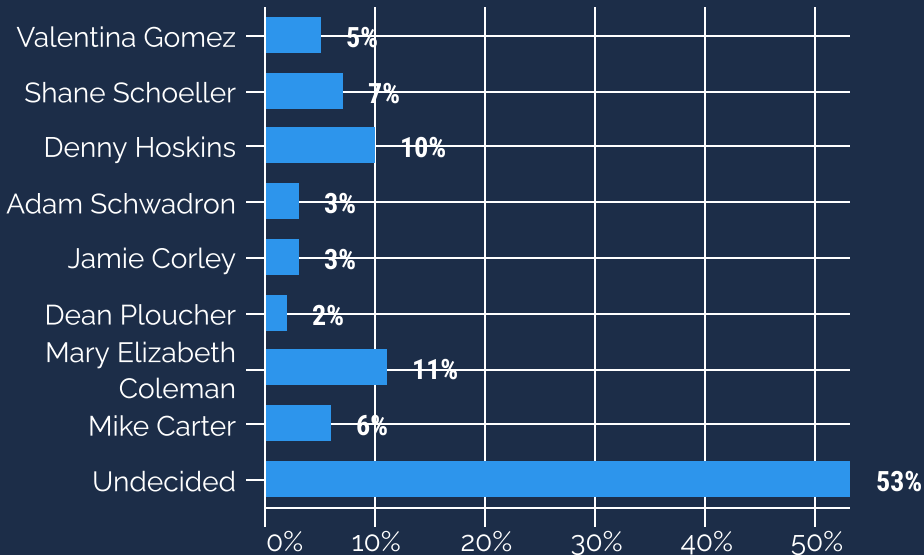


By TYPE OF GOP:

Column %	Traditional	Evangelical	Trump	Other
Valentina Gomez	7%	4%	4%	7%
Shane Schoeller	12%	7%	6%	3%
Denny Hoskins	8%	14%	11%	6%
Adam Schwadron	3%	2%	5%	1%
Jamie Corley	3%	5%	3%	2%
Dean Ploucher	3%	0%	1%	2%
Mary Elizabeth Coleman	10%	12%	14%	7%
Mike Carter	5%	8%	7%	4%
Undecided	49%	48%	50%	68%

Q2: Candidates in the Republican Primary for State Treasurer are Valentina Gomez, Shane Schoeller, Denny Hoskins, Adam Schwadron, Jamie Corley, Dean Ploucher, Mary Elizabeth Coleman, and Mike Carter. If the primary were held today, for whom would you vote? (continued)

Valentina Gomez: 5%
 Shane Schoeller: 7%
 Denny Hoskins: 10%
 Adam Schwadron: 3%
 Jamie Corley: 3%
 Dean Ploucher: 2%
 Mary Elizabeth Coleman: 11%
 Mike Carter: 6%
 Undecided: 53%

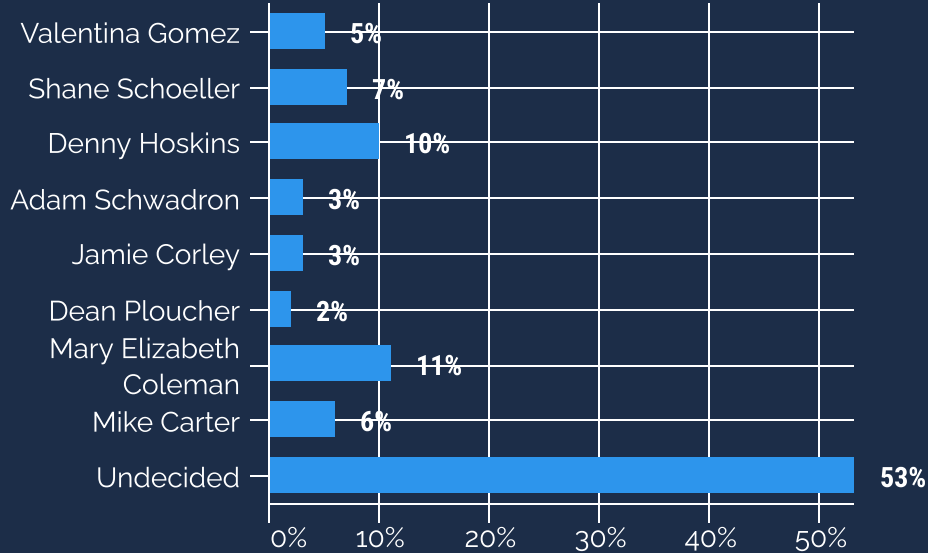


By GENDER:

Column %	Female	Male
Valentina Gomez	5%	6%
Shane Schoeller	8%	7%
Denny Hoskins	8%	12%
Adam Schwadron	3%	4%
Jamie Corley	3%	3%
Dean Ploucher	0%	3%
Mary Elizabeth Coleman	12%	10%
Mike Carter	6%	6%
Undecided	56%	49%

Q2: Candidates in the Republican Primary for State Treasurer are Valentina Gomez, Shane Schoeller, Denny Hoskins, Adam Schwadron, Jamie Corley, Dean Ploucher, Mary Elizabeth Coleman, and Mike Carter. If the primary were held today, for whom would you vote? (continued)

Valentina Gomez: 5%
 Shane Schoeller: 7%
 Denny Hoskins: 10%
 Adam Schwadron: 3%
 Jamie Corley: 3%
 Dean Ploucher: 2%
 Mary Elizabeth Coleman: 11%
 Mike Carter: 6%
 Undecided: 53%

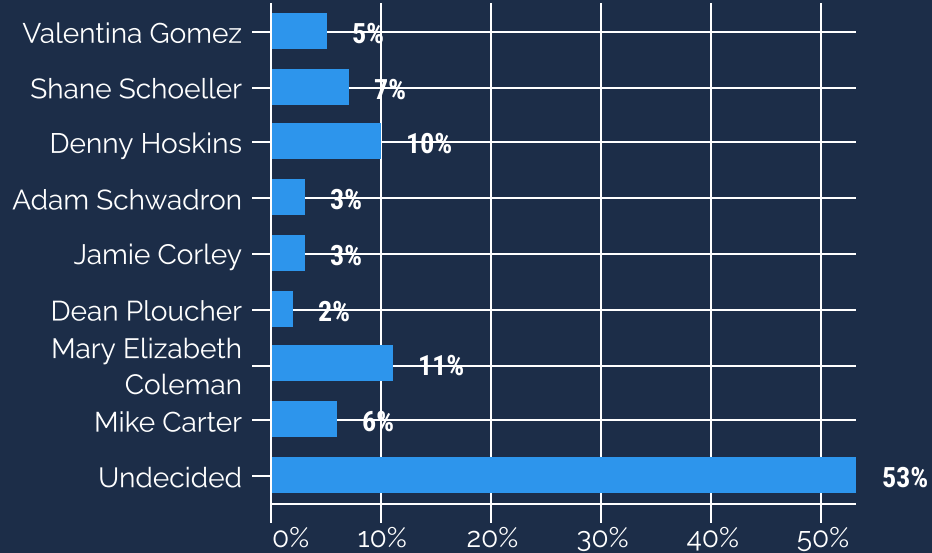


By IDEOLOGY:

Column %	Very Conservative	Somewhat Conservative	Moderate
Valentina Gomez	4%	4%	7%
Shane Schoeller	8%	7%	8%
Denny Hoskins	10%	11%	5%
Adam Schwadron	4%	3%	2%
Jamie Corley	1%	4%	6%
Dean Ploucher	1%	1%	4%
Mary Elizabeth Coleman	11%	11%	13%
Mike Carter	7%	6%	3%
Undecided	53%	53%	51%

Q2: Candidates in the Republican Primary for State Treasurer are Valentina Gomez, Shane Schoeller, Denny Hoskins, Adam Schwadron, Jamie Corley, Dean Ploucher, Mary Elizabeth Coleman, and Mike Carter. If the primary were held today, for whom would you vote? (continued)

Valentina Gomez: 5%
 Shane Schoeller: 7%
 Denny Hoskins: 10%
 Adam Schwadron: 3%
 Jamie Corley: 3%
 Dean Ploucher: 2%
 Mary Elizabeth Coleman: 11%
 Mike Carter: 6%
 Undecided: 53%

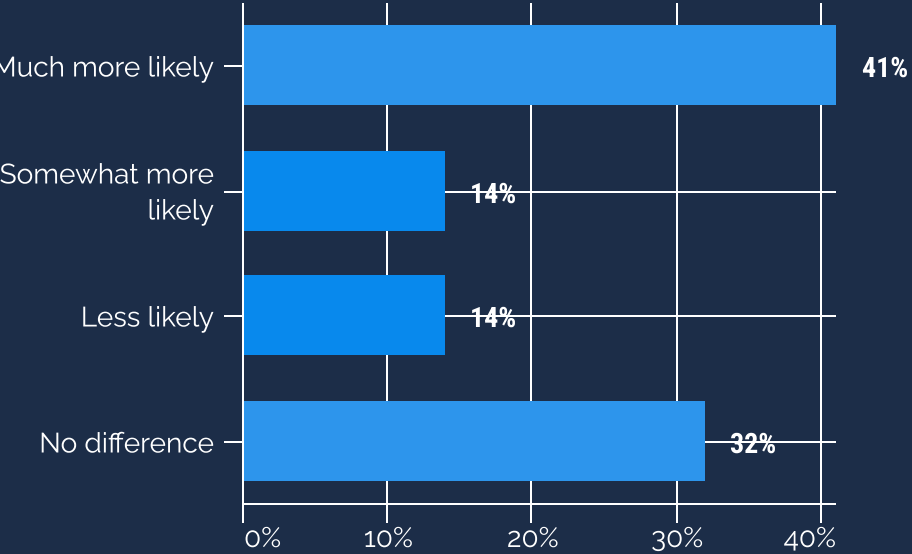


By DMA:

Column %	COLUMBIA	KANSAS CITY	SPRINGFIELD	ST. LOUIS	BALANCE
Valentina Gomez	3%	7%	6%	5%	5%
Shane Shoeller	1%	5%	22%	5%	2%
Denny Hoskins	13%	12%	8%	9%	9%
Adam Schwadron	6%	5%	1%	2%	5%
Jamie Corley	5%	1%	4%	4%	2%
Dean Ploucher	3%	2%	2%	1%	0%
Mary Elizabeth Coleman	6%	12%	7%	15%	10%
Mike Carter	5%	2%	3%	9%	8%
Undecided	58%	54%	47%	51%	59%

Q3: Would the endorsement of Missouri Right to Life make you much more likely, somewhat more likely, less likely or make no difference in support of that candidate?

Much more likely: 41%
 Somewhat more likely: 14%
 Less likely: 14%
 No difference: 32%



By TYPE OF GOP:

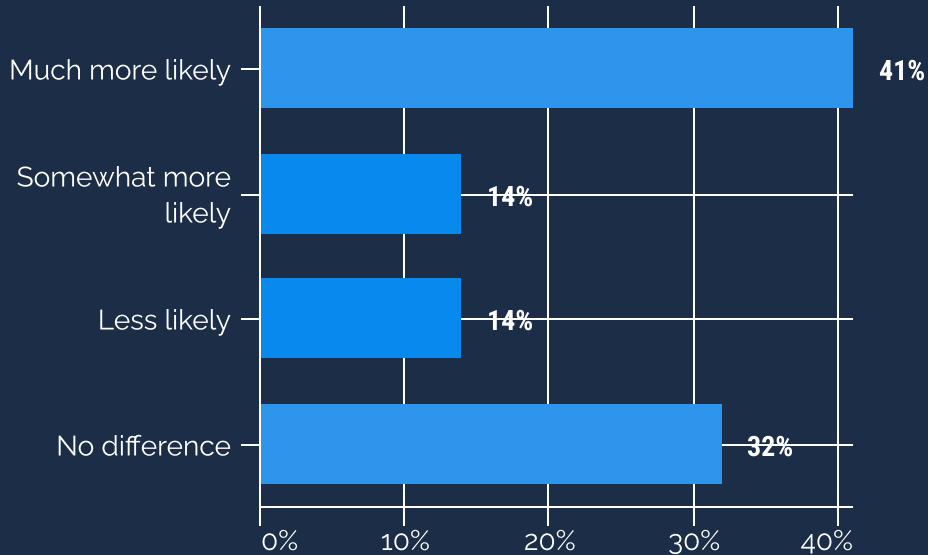
Column %	Traditional	Evangelical	Trump	Other
Much more likely	34%	57%	47%	24%
Somewhat more likely	13%	13%	14%	14%
Less likely	16%	11%	10%	21%
No difference	36%	19%	29%	41%

By GENDER:

Column %	Female	Male
Much more likely	42%	40%
Somewhat more likely	12%	15%
Less likely	12%	16%
No difference	34%	30%

Q3: Would the endorsement of Missouri Right to Life make you much more likely, somewhat more likely, less likely or make no difference in support of that candidate? (continued)

Much more likely: 41%
 Somewhat more likely: 14%
 Less likely: 14%
 No difference: 32%



By IDEOLOGY:

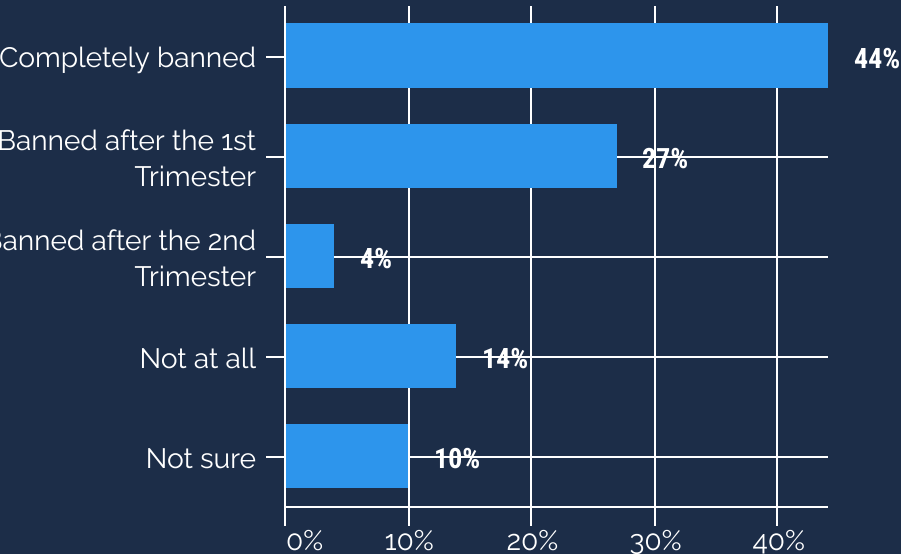
Column %	Very conservative	Somewhat conservative	Moderate
Much more likely	59%	33%	16%
Somewhat more likely	11%	21%	11%
Less likely	10%	7%	30%
No difference	20%	38%	44%

By DMA:

Column%	COLUMBIA	KANSAS CITY	SPRINGFIELD	ST. LOUIS	BALANCE
Much more likely	41%	36%	46%	37%	50%
Somewhat more likely	9%	14%	13%	16%	13%
Less likely	18%	16%	13%	13%	10%
No difference	32%	34%	28%	34%	26%

Q4: Donald Trump supports a ban on abortions, but only after the first trimester. What is your personal opinion on an abortion ban?

- Abortion should be completely banned: 44%
- Abortion should be banned after first trimester: 27%
- Abortion should be banned after second trimester: 4%
- Abortion should not be banned at all: 14%
- Not sure: 10%



By TYPE OF GOP:

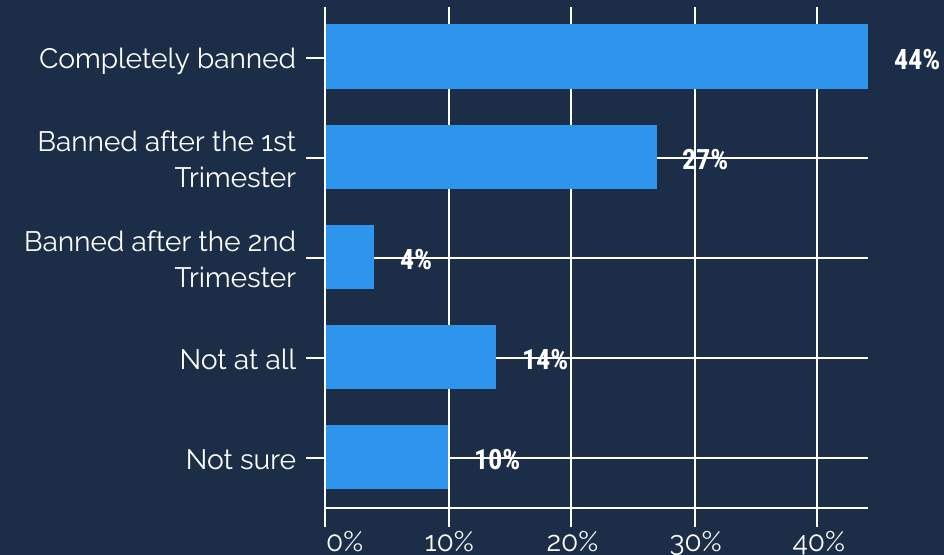
Column %	Traditional	Evangelical	Trump	Other
Completely banned	36%	73%	47%	27%
After 1st trimester	25%	22%	35%	17%
After 2nd trimester	7%	1%	4%	5%
Not at all	16%	3%	7%	35%
Not sure	16%	1%	7%	16%

By GENDER:

Column %	Female	Male
Completely banned	50%	39%
After 1st trimester	26%	28%
After 2nd trimester	3%	5%
Not at all	11%	18%
Not sure	10%	10%

Q4: Donald Trump supports a ban on abortions, but only after the first trimester. What is your personal opinion on an abortion ban? (continued)

Abortion should be completely banned: 44%
 Abortion should be banned after first trimester: 27%
 Abortion should be banned after second trimester: 4%
 Abortion should not be banned at all: 14%
 Not sure: 10%



By IDEOLOGY:

Column %	Very conservative	Somewhat conservative	Moderate
Completely banned	63%	38%	20%
After 1st trimester	22%	38%	19%
After 2nd trimester	3%	5%	7%
Not at all	5%	8%	34%
Not sure	7%	11%	20%

By DMA:

Column %	COLUMBIA	KANSAS CITY	SPRINGFIELD	ST. LOUIS	BALANCE
Completely banned	30%	46%	43%	44%	54%
After 1st trimester	36%	21%	33%	28%	19%
After 2nd trimester	4%	4%	4%	5%	5%
Not at all	19%	15%	14%	15%	9%
Not sure	11%	14%	7%	8%	13%

DEMOGRAPHICS

DMA	%
Columbia	9%
Kansas City	23%
Springfield	18%
St. Louis	36%
Balance	14%

GENDER	%
Female	50%
Male	50%

Type of GOP	%
Traditional	27%
Evangelical	15%
Trump	38%
Other	19%


IDEOLOGY	%
Very Conservative	44%
Somewhat Conservative	34%
Moderate	16%

For More Information...



Missouri Scout

Missouri Scout is a private news service covering state politics. For subscription information, contact Dave at dave@moscout.com



REMINGTON RESEARCH GROUP

Remington Research Group is a polling firm that specializes in automated IVR technology. The firm was founded in an effort to provide more reliable and affordable polling for campaigns throughout the country. For more information, contact Titus Bond at tbond@remingtonresearchgroup.com