



Missouri Scout

Powered By:



REMINGTON RESEARCH GROUP

April 2024

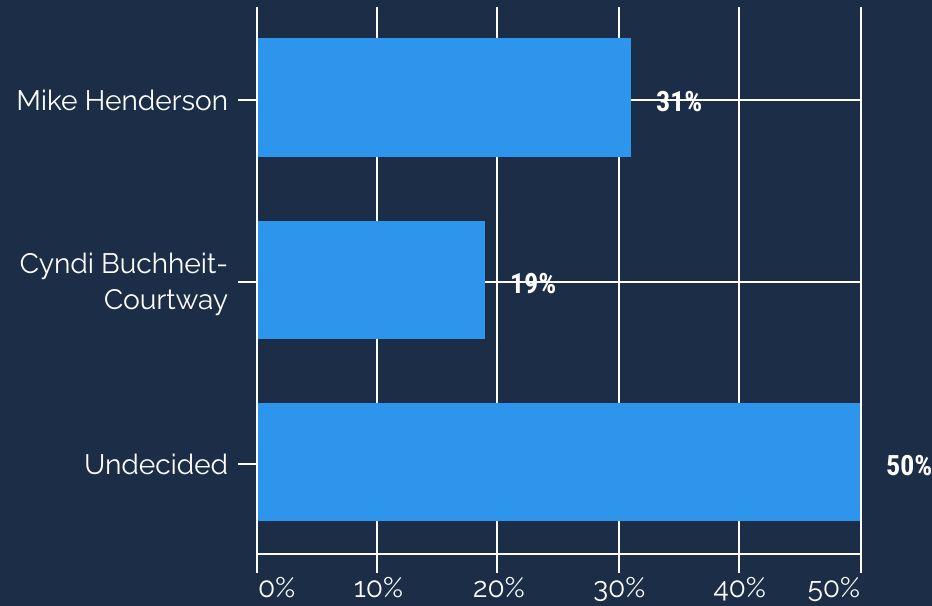
Missouri Statewide

Survey conducted April 1 through April 4, 2024. 301 likely 2024 Republican Primary voters participated in the survey.

Survey weighted to match expected turnout demographics for the 2024 Republican Primary Election. Margin of Error is +/-5.6% with a 95% level of confidence. Totals do not always equal 100% due to rounding. Survey conducted by Remington Research Group on behalf of The Missouri Scout.

Q1: The candidates in the Republican Primary for Missouri State Senate District Three are Mike Henderson and Cyndi Buchheit-Courtway. If the election were held today, for whom would you vote?

Mike Henderson: 31%
 Cyndi Buchheit-Courtway: 19%
 Undecided: 50%



By TYPE OF GOP:

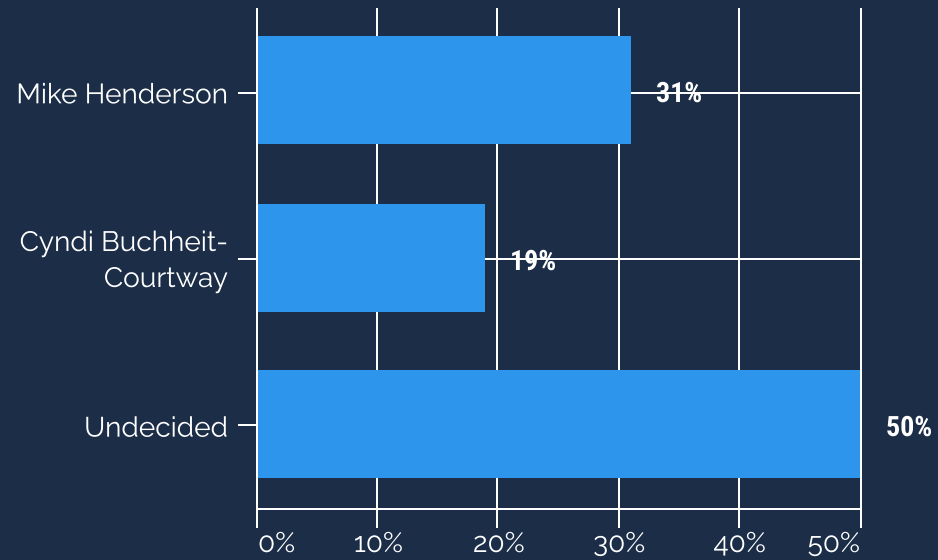
Column %	Traditional	Evangelical+Trump	Other
Mike Henderson	45%	28%	16%
Cyndi Buchheit-Courtway	16%	18%	25%
Undecided	39%	54%	59%

By GENDER:

Column %	Female	Male
Mike Henderson	29%	32%
Cyndi Buchheit-Courtway	18%	20%
Undecided	53%	48%

Q1: The candidates in the Republican Primary for Missouri State Senate District Three are Mike Henderson and Cyndi Buchheit-Courtway. If the election were held today, for whom would you vote? (continued)

Mike Henderson: 31%
 Cyndi Buchheit-Courtway: 19%
 Undecided: 50%



By IDEOLOGY:

Column %	Very Conservative	Somewhat Conservative	Moderate+Liberal
Mike Henderson	38%	21%	24%
Cyndi Buchheit-Courtway	16%	23%	19%
Undecided	46%	56%	56%

By COUNTY:

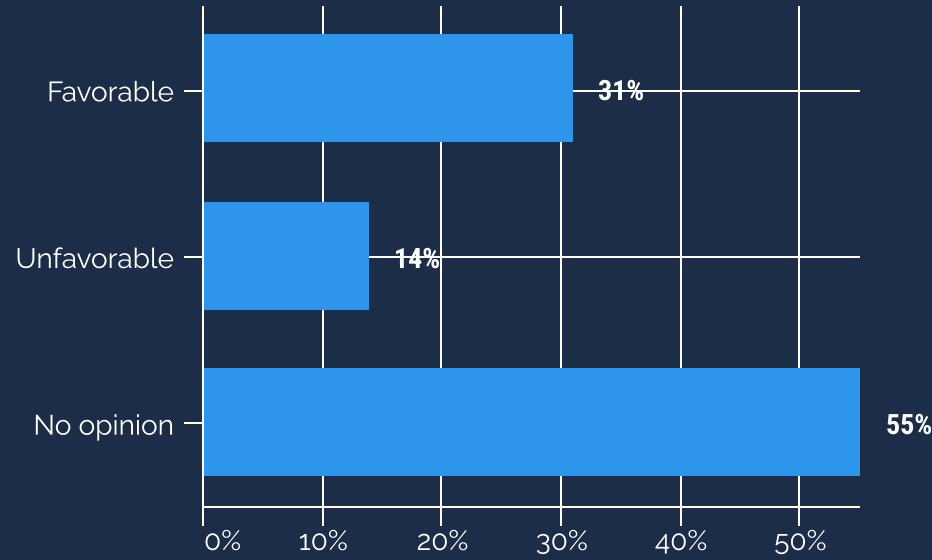
Column %	ST. FRANCOIS	JEFFERSON	CRAWFORD+WASHINGTON	ST. GENEVIEVE
Mike Henderson	45%	22%	26%	21%
Cyndi Buchheit-Courtway	14%	26%	12%	27%
Undecided	41%	52%	61%	52%

Q2: What is your opinion of Senator Elaine Gannon?

Favorable: 31%

Unfavorable: 14%

No opinion: 55%



By TYPE OF GOP:

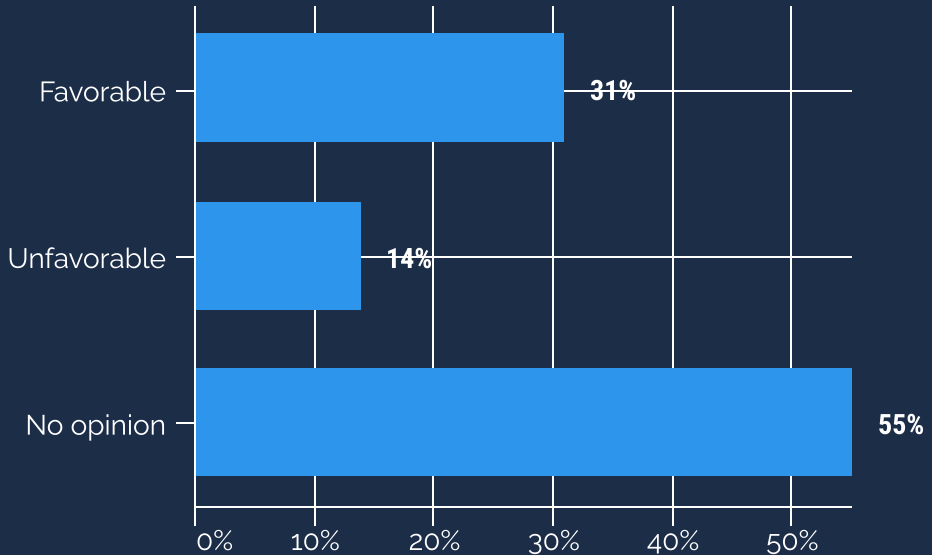
Column %	Traditional	Evangelical+Trump	Other
Favorable	34%	32%	21%
Unfavorable	16%	12%	19%
No opinion	50%	56%	60%

By GENDER:

Column %	Female	Male
Favorable	25%	37%
Unfavorable	14%	14%
No opinion	61%	49%

Q2: What is your opinion of Senator Elaine Gannon? (continued)

Favorable: 31%
 Unfavorable: 14%
 No opinion: 55%



By IDEOLOGY:

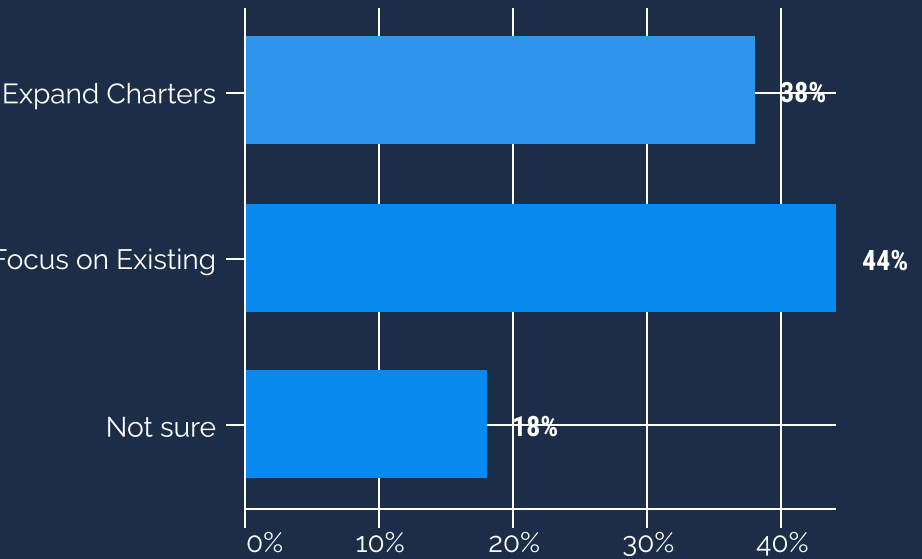
Column %	Very Conservative	Somewhat Conservative	Moderate+Liberal
Favorable	40%	23%	14%
Unfavorable	12%	12%	26%
No opinion	48%	65%	60%

By COUNTY:

Column %	ST. FRANCOIS	JEFFERSON	CRAWFORD+WASHINGTON	ST. GENEVIEVE
Favorable	29%	43%	19%	28%
Unfavorable	13%	20%	12%	7%
No opinion	58%	37%	68%	65%

Q3: Generally speaking, do you think it's better to expand charter school options or keep resources focused on existing public schools?

Expand Charters: 38%
 Focus on Existing: 44%
 Not sure: 18%



By TYPE OF GOP:

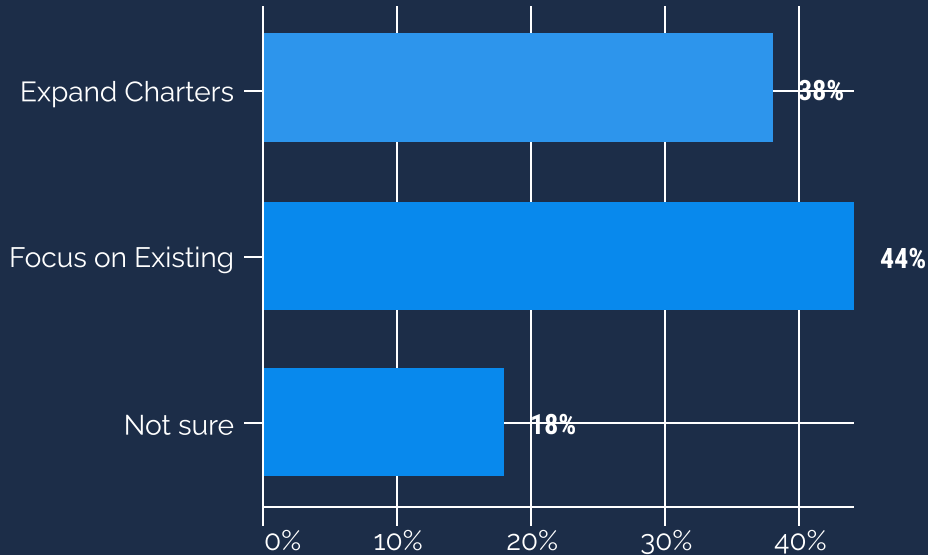
Column %	Traditional	Evangelical+Trump	Other
Expand	41%	38%	30%
Focus on existing	49%	38%	53%
Not sure	10%	23%	17%

By GENDER:

Column %	Female	Male
Expand	35%	40%
Focus on existing	51%	37%
Not sure	14%	23%

Q3: Generally speaking, do you think it's better to expand charter school options or keep resources focused on existing public schools? (continued)

Expand Charters: 38%
 Focus on Existing: 44%
 Not sure: 18%



By IDEOLOGY:

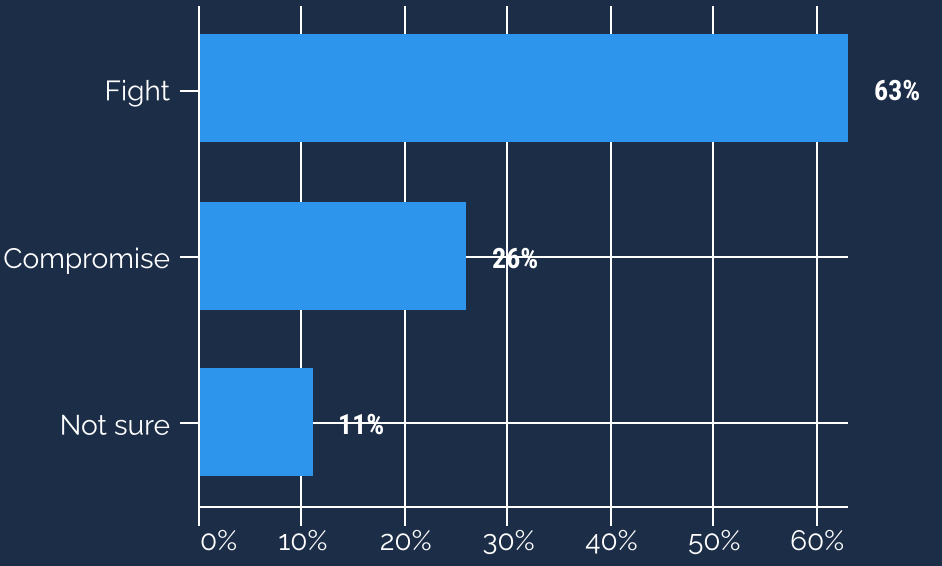
Column %	Very Conservative	Somewhat Conservative	Moderate+Liberal
Expand	46%	31%	23%
Focus on existing	35%	48%	67%
Not sure	20%	21%	10%

By DMA:

Column %	ST. FRANCOIS	JEFFERSON	CRAWFORD+WASHINGTON	ST. GENEVIEVE
Expand	41%	39%	30%	38%
Focus on existing	44%	43%	49%	37%
Not sure	15%	18%	21%	25%

Q4: Generally speaking, should your representative fight for Republican values even if it means gridlock OR should they be willing to compromise with Democrats in order to get something done.

Fight: 63%
 Compromise: 26%
 Not sure: 11%



By TYPE OF GOP:

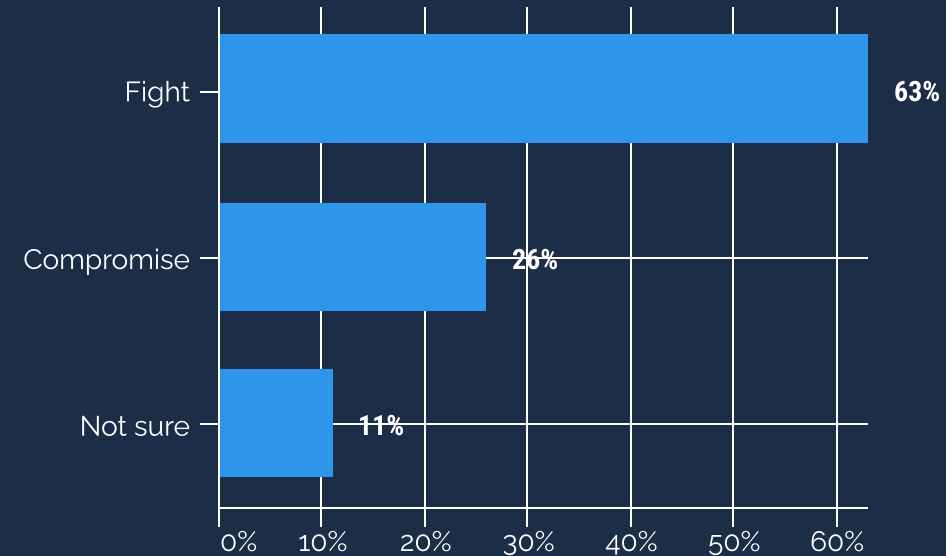
Column %	Traditional	Evangelical+Trump	Other
Fight	53%	83%	23%
Compromise	41%	10%	50%
Not sure	6%	7%	27%

By GENDER:

Column %	Female	Male
Fight	61%	65%
Compromise	24%	29%
Not sure	14%	6%

Q4: Generally speaking, should your representative fight for Republican values even if it means gridlock OR should they be willing to compromise with Democrats in order to get something done. (continued)

Fight: 63%
 Compromise: 26%
 Not sure: 11%



By IDEOLOGY:

Column %	Very Conservative	Somewhat Conservative	Moderate+Liberal
Fight	81%	54%	24%
Compromise	14%	32%	59%
Not sure	5%	15%	18%

By DMA:

Column %	ST. FRANCOIS	JEFFERSON	CRAWFORD+WASHINGTON	ST. GENEVIEVE
Fight	59%	63%	71%	62%
Compromise	34%	26%	16%	28%
Not sure	7%	11%	13%	10%

DEMOGRAPHICS

County	%
Crawford	13%
Jefferson	31%
St. Francois	33%
St. Genevieve	12%
Washington	11%

GENDER	%
Female	51%
Male	49%

Type of GOP	%
Traditional	29%
Evangelical	12%
Trump	41%
Libertarian	7%
Other	11%

IDEOLOGY	%
Very Conservative	53%
Somewhat Conservative	31%
Moderate	15%
Liberal	1%

For More Information...



Missouri Scout

Missouri Scout is a private news service covering state politics. For subscription information, contact Dave at dave@moscout.com



REMINGTON RESEARCH GROUP

Remington Research Group is a polling firm that specializes in automated IVR technology. The firm was founded in an effort to provide more reliable and affordable polling for campaigns throughout the country. For more information, contact Titus Bond at tbond@remingtonresearchgroup.com